

# alfanar METAL ENCLOSURES

UP TO IP66



# Contents

<b>A. Introduction</b>	<b>4</b>
<b>B. Applications</b>	<b>5</b>
<b>C. Product Description</b>	<b>6</b>
<b>D. Quality &amp; Testing</b>	<b>7</b>
<b>E. Product Range</b>	<b>8</b>
<b>F. Metal Enclosures up to IP66 Specifications &amp; Features</b>	<b>9</b>
<b>G. Single Door Enclosures IP66- SB Range</b>	<b>10</b>
<b>H. Single Door Enclosures IP66- SBX Range 2 Points Cam Lock</b>	<b>13</b>
<b>I. Single Door Enclosures IP66- SBX Range - 3 Points Lock Handle</b>	<b>16</b>
<b>J. Double Door Enclosures IP54, SBY Range</b>	<b>19</b>
<b>K. Stainless Steel Enclosures up to IP66</b>	<b>21</b>
<b>L. Metering Enclosures up to IP65</b>	<b>25</b>
<b>M. Transparent Door Enclosures IP65</b>	<b>30</b>
<b>N. Metal Enclosure Options</b>	<b>35</b>
• Enclosure with Canopy	35
• Plinth for Freestanding Enclosures	35
• Internal Door	36
• Special Size Enclosures	36
<b>O. Metal Enclosure Accessories</b>	<b>37</b>
• Wall Mounting Bracket	37
• Gland Box	37
<b>P. Extendable Enclosures Form-2</b>	<b>39</b>
• Specifications	39
• Product Breakdown	40
• Extendable Enclosures Parts	41
• Frame Assembly	42
• Channel Kit	42
• Mounting Plate	43
• Side Covers	43

# Introduction

**alfanar Metals** is a market leader in the highly specialized area of professional enclosures and cabinets for industrial applications. Projects range from residential/commercial to mega utility, to design/build/commission projects.

Working in difficult environments without the right protection will deteriorate your electrical installation. alfanar metal enclosures are rated for high ingress protection against entry of dust, dirt, oil and water making them well suited for wet environments.

## Industries Served

alfanar Metal Enclosures are designed to accommodate various types of switchgear and controlgear assemblies to suit a variety of electrical installations in commercial and industrial premises.



Wind



Solar



Water



Electrical



Oil & Gas



Transportation



Utility



Construction



Education



Residential



Hospitals



Manufacturing

## Assembly and Production

Our enclosures are manufactured with a quick turnaround time for your orders. Our factory is equipped and capable of handling both small custom orders and large orders for mega projects.

## Professional Engineering Support

We have the experience, and our staff has the vast knowledge to design and execute your order and provide you with advice on design and construction.



## Applications

From small boxes to large suitable floor-standing enclosures, with the special range you can find the perfect fit for your specific needs to better suit the installation environment.

alfanar enclosures are primed, painted, and powder coated for strength, providing corrosion and humidity protection to prevent rusting caused by moisture. The tight seal of the enclosure prevents dust and water from entering the panels and wiring.

Customized enclosures can be built to your exact specifications, including:


- Sizes
- Wall-mount (flush and surface), floor-mount, and freestanding
- Material thickness
- Door type
- Protective covers and locks
- Windows
- Cut-outs
- Mounting and gland plates
- Colors



# Product Description

alfanar metal enclosures feature seamless corners with a secure outer door that swings open and serves as a protective cover. The clean design of the panel door makes it a presentable part of the Building .

Depending on the model, one or two gland plates are located on the bottom of the enclosure. Several models are available for different applications – indoor, outdoor, commercial, industrial, as well as specialized designs.





## Quality and Testing

alfanar metal enclosures are safe for both residential and commercial installations. alfanar's program of inspection, verification, and testing monitors all our product's quality and performance requirements throughout the production process.

alfanar metal enclosures are type tested as per the international standards to ensure a higher level of safety when used by consumers. These certifications mean the enclosures have been independently tested and verified by a panel of independent experts adhering to the industry standards for safety that they represent.





**Lloyd's Register**

Current issue date: 10 December 2018  
 Issue date: 10 December 2018  
 Contract/entry number: 1004114

Digital approval:  
 ISO 14001: 17 December 2018  
 ISO 45001: 14 December 2018  
 ISO 9001: 27 January 2019

---

### Certificate of Approval

This is to certify that the Management System of:

## Alfanar Electrical Systems LLC

Per number 584-1037, Dubai Investment Park 1, Dubai, United Arab Emirates

has been approved by Lloyd's Register to the following standards:

ISO 14001:2015, ISO 45001:2018, ISO 9001:2015

Approval number(s): ISO 14001 - 0041643, ISO 45001 - 0041146, ISO 9001 - 0046144

The scope of this approval is applicable to:

Design and Manufacturing of Metal Enclosures, LV Switchgear and Switch Gears Provision and Management of employees Accommodation.



**Luis Corbis**  
Area Operations Manager - MENA



Lloyd's Register Group Limited, its affiliates and subsidiaries, including Lloyd's Register Quality Assurance Limited (LRQA), and/or respective officers, employees or agents and individuals and consultants, neither here nor elsewhere as Lloyd's Register, Quality Register, assurance, representation and seal, nor involved in any manner in any form, design or approval granted or reference on the information or advice in this document or to whom provided unless hereinafter expressly agreed, shall not be liable for any loss, damage or expense caused to anyone in relation to the information or advice in this document, regardless of whether it is caused by the negligence of any of our employees, agents or consultants, or by the negligence of any third party. Lloyd's Register Group Limited, Suite 2200, Chase Point City, Dubai, to act on behalf of Lloyd's Register Quality Assurance Limited, 1 Trinity Park, Borehamwood, Hertfordshire SG8 1NF, United Kingdom.

Page 1 of 1

## TEST CERTIFICATE



---

<b>Issued to:</b>	Alfanar Electrical Systems L.L.C. P.O. Box 282725 Dubai United Arab Emirates
<b>For the product:</b>	Empty enclosure for low-voltage switchgear and cartridge assemblies
<b>Trade name:</b>	Alfanar / Carcassum
<b>Type/Model:</b>	Metal enclosures with normal door
<b>Range:</b>	IP56, 16"6, indoor / outdoor For more details see annex
<b>Manufactured by:</b>	Alfanar Electrical Systems L.L.C. P.O. Box 282725 Dubai United Arab Emirates
<b>Subject:</b>	Type tests
<b>Requirements:</b>	IEC 60398-2011 Clauses 5.3, 5.4, 5.5, 5.7, 5.8, 5.11, 5.12, 5.13 and 5.14
<b>Remarks:</b>	

The Test Certificate is generated on basis of an examination by DEKRA, the results of which are laid down in report no. 2190013-17-842, 06/01/18 May 2017

The examination has been carried out on one single specimen of the product, submitted by the manufacturer. The Attention does not include an assessment of the manufacturer's production. Conformity of the production with the specimen tested by DEKRA is not the responsibility of DEKRA.

Amman, 16 May 2017

Number: 2190013-108

DEKRA Certification B.V.



H.K.M. Borents  
Certification Manager

© Integral publication of this certificate and adjoining results is allowed

DEKRA Certification B.V. Maxima 1001, 4805 Nij, Arnhem, P.O. Box 1903, 6819 ED Arnhem, The Netherlands  
T +31 26 18 81000, F +31 26 18 20170, www.dekracertification.com, Company registration: 04083868

# Product Range



Single Door Enclosure Type SB, SBX



Stainless Steel Enclosure



Double Door Enclosure, Type SBY



Metering Enclosure



Transparent Door Enclosure



Extendable Enclosure

# Metal Enclosures up to IP66

## SB, SBX, SBY Range



### SPECIFICATIONS

- Made of high quality electro-galvanized (EG) steel sheet thickness up to 1.5mm
- Polyester powder coated light grey color RAL7032. Other colors available upon request
- Standard mounting plate 2mm thickness with anti-corrosion protection (hot dipped galvanized steel / Alu Zinc material)
- Type tested in accordance with IEC 60529/62208 standards
- Complies with CE standards
- Degree of protection up to IP66
- Suitable installation for wall & floor mounting

### FEATURES

- Earthing studs are provided on both the enclosure and the door (Figure - 1)
- Formed in place polyurethane gasket for reliable sealing (Figure - 2)
- Corner formed door ensures better weatherproofing and is aesthetically appealing. Special profiled lip for better waterproofing (Figure - 3)
- Easily removable hinges, ideal for changing the door opening direction (for certain sizes)
- Metal keys and locking mechanism for durability (Figure - 4)
- A kit containing assembly hardware and instruction manual is provided with the enclosure



Figure - 1



Figure - 2



Figure - 3



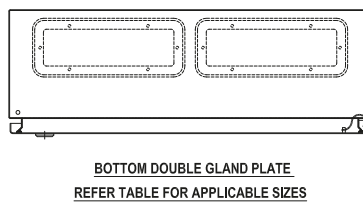
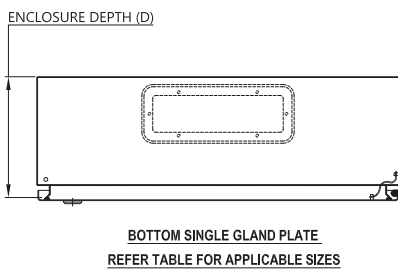
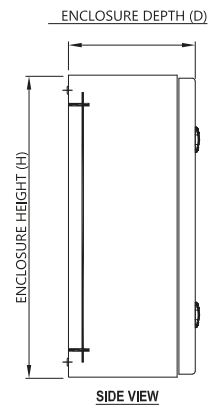
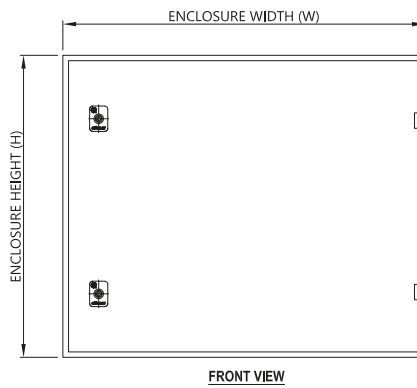
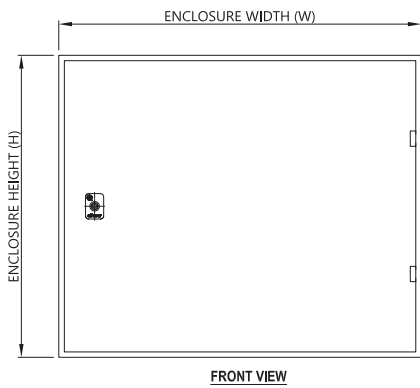
Figure - 4



# 1. Single Door Enclosures IP66

## SB Range

alfanar SB range is a single door metal enclosure, designed with 1 or 2 points cam locks, available with maximum dimensions up to 800\*800 mm.

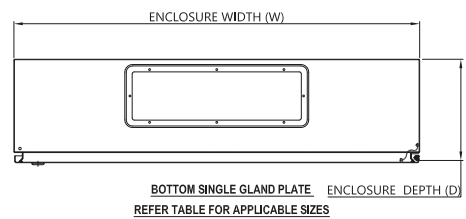
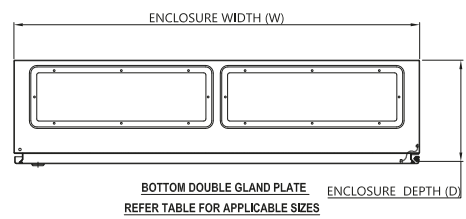

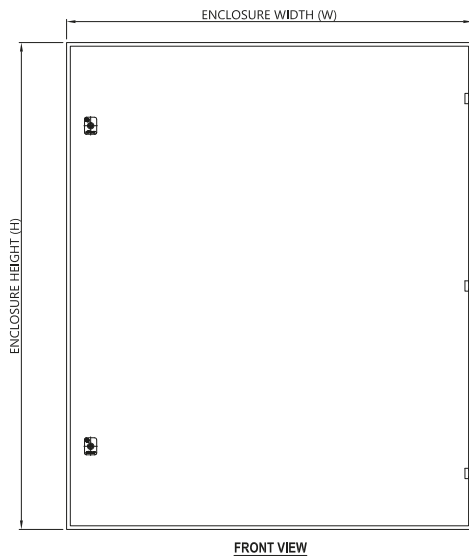


Single Door Enclosures - SB Range							
ITEM CODE	H	W	D	THICKNESS		NO OF GLAND PLATES BOTTOM	
				ENCLOSURE	MOUNTING PLATE		
1 47-SB202015D	200	200	150	1.2	2.0	1	
2 47-SB252015D	250	200	150	1.2	2.0	1	
3 47-SB252515D	250	250	150	1.2	2.0	1	
4 47-SB302015D	300	200	150	1.2	2.0	1	
5 47-SB302515D	300	250	150	1.2	2.0	1	
6 47-SB302520D	300	250	200	1.2	2.0	1	
7 47-SB303015D	300	300	150	1.2	2.0	1	
8 47-SB303020D	300	300	200	1.2	2.0	1	
9 47-SB402520D	400	250	200	1.2	2.0	1	
10 47-SB403015D	400	300	150	1.2	2.0	1	
11 47-SB403020D	400	300	200	1.2	2.0	1	
12 47-SB404015D	400	400	150	1.2	2.0	1	
13 47-SB404020D	400	400	200	1.2	2.0	1	
14 47-SB404015D	400	400	250	1.2	2.0	1	
15 47-SB406015D	400	600	150	1.2	2.0	2	
16 47-SB406020D	400	600	200	1.2	2.0	1	
17 47-SB406025D	400	600	250	1.2	2.0	1	
18 47-SB406030D	400	600	300	1.2	2.0	1	
19 47-SB504015D	500	400	150	1.2	2.0	1	
20 47-SB504020D	500	400	200	1.2	2.0	1	
21 47-SB504025D	500	400	250	1.2	2.0	1	
22 47-SB504030D	500	400	300	1.2	2.0	1	
23 47-SB505015D	500	500	150	1.2	2.0	2	
24 47-SB505020D	500	500	200	1.2	2.0	1	
25 47-SB505025D	500	500	250	1.2	2.0	1	
26 47-SB505030D	500	500	300	1.2	2.0	1	
27 47-SB604015D	600	400	150	1.2	2.0	1	
28 47-SB604020D	600	400	200	1.2	2.0	1	
29 47-SB604025D	600	400	250	1.2	2.0	1	
30 47-SB604030D	600	400	300	1.2	2.0	1	
31 47-SB605015D	600	500	150	1.2	2.0	2	
32 47-SB605020D	600	500	200	1.2	2.0	1	
33 47-SB605025D	600	500	250	1.2	2.0	1	
34 47-SB605030D	600	500	300	1.2	2.0	1	
35 47-SB606015D	600	600	150	1.2	2.0	2	
36 47-SB606020D	600	600	200	1.2	2.0	1	
37 47-SB606025D	600	600	250	1.2	2.0	1	
38 47-SB606030D	600	600	300	1.2	2.0	1	
39 47-SB705015D	700	500	150	1.2	2.0	2	

Single Door Enclosures - SB Range						
ITEM CODE	H	W	D	THICKNESS		NO OF GLAND PLATES BOTTOM
				ENCLOSURE	MOUNTING PLATE	
40 47-SB705020D	700	500	200	1.2	2.0	1
41 47-SB705025D	700	500	250	1.2	2.0	1
42 47-SB705030D	700	500	300	1.2	2.0	1
43 47-SB706015D	700	600	150	1.5	2.0	2
44 47-SB706020D	700	600	200	1.5	2.0	1
45 47-SB706025D	700	600	250	1.5	2.0	1
46 47-SB706030D	700	600	300	1.5	2.0	1
47 47-SB707015D	700	700	150	1.5	2.0	2
48 47-SB707020D	700	700	200	1.5	2.0	1
49 47-SB707025D	700	700	250	1.5	2.0	1
50 47-SB707030D	700	700	300	1.5	2.0	1
51 47-SB804015D	800	400	150	1.5	2.0	1
52 47-SB804020D	800	400	200	1.5	2.0	1
53 47-SB804025D	800	400	250	1.5	2.0	1
54 47-SB804030D	800	400	300	1.5	2.0	1
55 47-SB806015D	800	600	150	1.5	2.0	2
56 47-SB806020D	800	600	200	1.5	2.0	1
57 47-SB806025D	800	600	250	1.5	2.0	1
58 47-SB806030D	800	600	300	1.5	2.0	1
59 47-SB806040D	800	600	400	1.5	2.0	1
60 47-SB808015D	800	800	150	1.5	2.0	2
61 47-SB808020D	800	800	200	1.5	2.0	2
62 47-SB808025D	800	800	250	1.5	2.0	2
63 47-SB808030D	800	800	300	1.5	2.0	2

## 2. Single Door Enclosures IP66 SBX Range - 2 Points Cam Lock

alfanar SBX-2 points range is a single door metal enclosure, designed with two points cam locks, available with maximum dimensions up to 1600\*1000 mm.



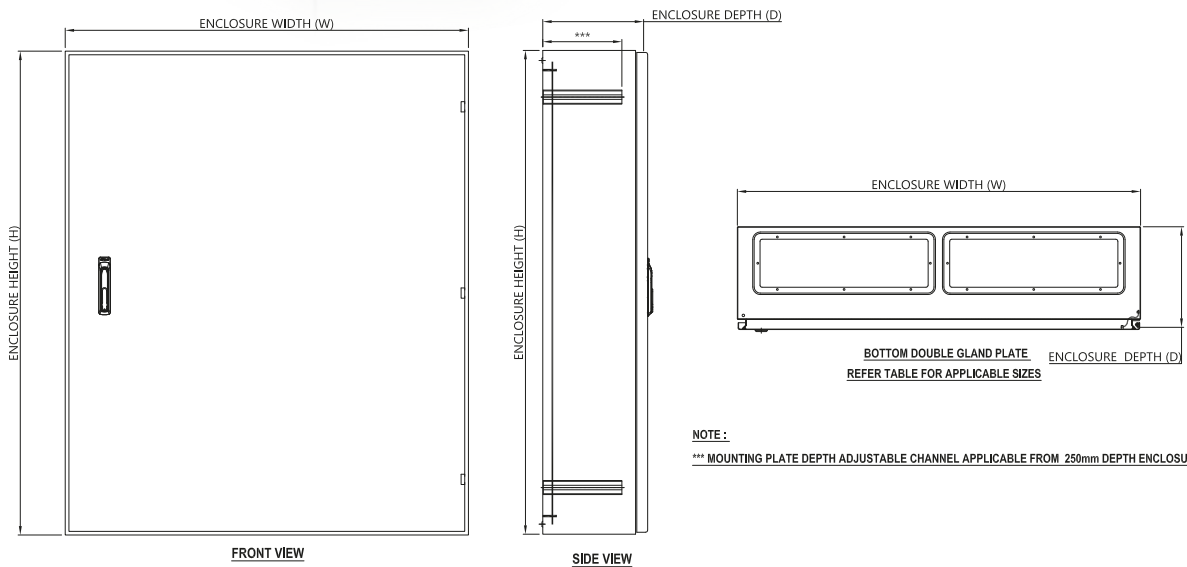
Single Door Enclosures - SBX Range - 2 Points Cam Lock							
ITEM CODE	H	W	D	THICKNESS		NO OF GLAND PLATES BOTTOM	
				ENCLOSURE	MOUNTING PLATE		
1 47-SBX104015D	1000	400	150	1.5	2.0	1	
2 47-SBX106015D	1000	600	150	1.5	2.0	2	
3 47-SBX106020D	1000	600	200	1.5	2.0	1	
4 47-SBX106025D	1000	600	250	1.5	2.0	1	
5 47-SBX106030D	1000	600	300	1.5	2.0	1	
6 47-SBX106040D	1000	600	400	1.5	2.0	1	
7 47-SBX108015D	1000	800	150	1.5	2.0	2	
8 47-SBX108020D	1000	800	200	1.5	2.0	2	
9 47-SBX108025D	1000	800	250	1.5	2.0	2	
10 47-SBX108030D	1000	800	300	1.5	2.0	2	
11 47-SBX108040D	1000	800	400	1.5	2.0	2	
12 47-SBX101025D	1000	1000	250	1.5	2.0	2	
13 47-SBX101030D	1000	1000	300	1.5	2.0	2	
14 47-SBX126020D	1200	600	200	1.5	2.0	1	
15 47-SBX126025D	1200	600	250	1.5	2.0	1	
16 47-SBX126030D	1200	600	300	1.5	2.0	1	
17 47-SBX128015D	1200	800	150	1.5	2.0	2	
18 47-SBX128020D	1200	800	200	1.5	2.0	2	
19 47-SBX128025D	1200	800	250	1.5	2.0	2	
20 47-SBX128030D	1200	800	300	1.5	2.0	2	
21 47-SBX128040D	1200	800	400	1.5	2.0	2	
22 47-SBX121025D	1200	1000	250	1.5	2.0	2	
23 47-SBX121030D	1200	1000	300	1.5	2.0	2	
24 47-SBX146015D	1400	600	150	1.5	2.0	2	
25 47-SBX146020D	1400	600	200	1.5	2.0	2	
26 47-SBX146025D	1400	600	250	1.5	2.0	1	
27 47-SBX146030D	1400	600	300	1.5	2.0	1	
28 47-SBX146035D	1400	600	350	1.5	2.0	1	
29 47-SBX146040D	1400	600	400	1.5	2.0	1	
30 47-SBX148015D	1400	800	150	1.5	2.0	2	
31 47-SBX148020D	1400	800	200	1.5	2.0	2	
32 47-SBX148025D	1400	800	250	1.5	2.0	2	
33 47-SBX148030D	1400	800	300	1.5	2.0	2	
34 47-SBX148035D	1400	800	350	1.5	2.0	2	
35 47-SBX148040D	1400	800	400	1.5	2.0	2	
36 47-SBX141025D	1400	1000	250	1.5	2.0	2	
37 47-SBX141030D	1400	1000	300	1.5	2.0	2	



Single Door Enclosures - SBX Range - 2 Points Cam Lock						
ITEM CODE	H	W	D	THICKNESS		NO OF GLAND PLATES BOTTOM
				ENCLOSURE	MOUNTING PLATE	
38 47-SBX141040D	1400	1000	400	1.5	2.0	2
39 47-SBX166015D	1600	600	150	1.5	2.0	2
40 47-SBX166020D	1600	600	200	1.5	2.0	2
41 47-SBX166025D	1600	600	250	1.5	2.0	1
42 47-SBX166030D	1600	600	300	1.5	2.0	1
43 47-SBX166035D	1600	600	350	1.5	2.0	1
44 47-SBX166040D	1600	600	400	1.5	2.0	1
45 47-SBX168015D	1600	800	150	1.5	2.0	2
46 47-SBX168020D	1600	800	200	1.5	2.0	2
47 47-SBX168025D	1600	800	250	1.5	2.0	2
48 47-SBX168030D	1600	800	300	1.5	2.0	2
49 47-SBX168035D	1600	800	350	1.5	2.0	2
50 47-SBX168040D	1600	800	400	1.5	2.0	2
51 47-SBX161030D	1600	1000	300	1.5	2.0	2
52 47-SBX161035D	1600	1000	350	1.5	2.0	2
53 47-SBX161040D	1600	1000	400	1.5	2.0	2

### 3. Single Door Enclosures IP66 SBX Range- 3 Points Lock Handle

alfanar SBX- 3 points range is a single door metal enclosure, designed with 3 points lock handle, available with maximum dimensions up to 2000\*1000 mm.

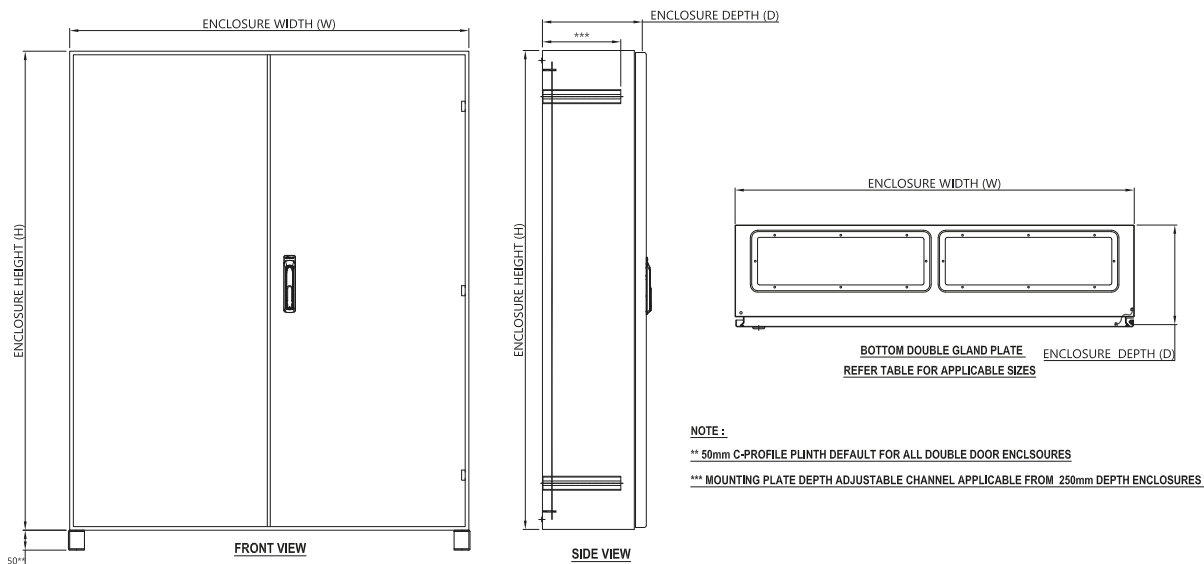


Single Door Enclosures - SBX Range - 3 Points Lock Handle							
ITEM CODE	H	W	D	THICKNESS		NO OF GLAND PLATES BOTTOM	
				ENCLOSURE	MOUNTING PLATE		
1 47-SBX3108020D	1000	800	200	1.5	2.0	2	
2 47-SBX3108025D	1000	800	250	1.5	2.0	2	
3 47-SBX3101025D	1000	1000	250	1.5	2.0	2	
4 47-SBX3101030D	1000	1000	300	1.5	2.0	2	
5 47-SBX3128025D	1200	800	250	1.5	2.0	2	
6 47-SBX3121025D	1200	1000	250	1.5	2.0	2	
7 47-SBX3121030D	1200	1000	300	1.5	2.0	2	
8 47-SBX3141030D	1400	1000	300	1.5	2.0	2	
9 47-SBX3141040D	1400	1000	400	1.5	2.0	2	
10 47-SBX3146015D	1400	600	150	1.5	2.0	2	
11 47-SBX3146020D	1400	600	200	1.5	2.0	2	
12 47-SBX3146025D	1400	600	250	1.5	2.0	2	
13 47-SBX3148015D	1400	800	150	1.5	2.0	2	
14 47-SBX3148020D	1400	800	200	1.5	2.0	2	
15 47-SBX3148025D	1400	800	250	1.5	2.0	2	
16 47-SBX3148030D	1400	800	300	1.5	2.0	2	
17 47-SBX3148035D	1400	800	350	1.5	2.0	2	
18 47-SBX3148040D	1400	800	400	1.5	2.0	2	
19 47-SBX3161030D	1600	1000	300	1.5	2.0	2	
20 47-SBX3161035D	1600	1000	350	1.5	2.0	2	
21 47-SBX3161040D	1600	1000	400	1.5	2.0	2	
22 47-SBX3166015D	1600	600	150	1.5	2.0	2	
23 47-SBX3166020D	1600	600	200	1.5	2.0	2	
24 47-SBX3168015D	1600	800	150	1.5	2.0	2	
25 47-SBX3168020D	1600	800	200	1.5	2.0	2	
26 47-SBX3168025D	1600	800	250	1.5	2.0	2	
27 47-SBX3168030D	1600	800	300	1.5	2.0	2	
28 47-SBX3168035D	1600	800	350	1.5	2.0	2	
29 47-SBX3168040D	1600	800	400	1.5	2.0	2	
30 47-SBX3181030D	1800	1000	300	1.5	2.0	2	
31 47-SBX3181040D	1800	1000	400	1.5	2.0	2	
32 47-SBX3186015D	1800	600	150	1.5	2.0	2	
33 47-SBX3186020D	1800	600	200	1.5	2.0	2	
34 47-SBX3186025D	1800	600	250	1.5	2.0	2	
35 47-SBX3186030D	1800	600	300	1.5	2.0	2	
36 47-SBX3186035D	1800	600	350	1.5	2.0	2	

Single Door Enclosures - SBX Range - 3 Points Lock Handle						
ITEM CODE	H	W	D	THICKNESS		NO OF GLAND PLATES BOTTOM
				ENCLOSURE	MOUNTING PLATE	
37 47-SBX3186040D	1800	600	400	1.5	2.0	2
38 47-SBX3188015D	1800	800	150	1.5	2.0	2
39 47-SBX3188020D	1800	800	200	1.5	2.0	2
40 47-SBX3188025D	1800	800	250	1.5	2.0	2
41 47-SBX3188030D	1800	800	300	1.5	2.0	2
42 47-SBX3188035D	1800	800	350	1.5	2.0	2
43 47-SBX3188040D	1800	800	400	1.5	2.0	2
44 47-SBX3206030D	2000	600	300	1.5	2.0	2
45 47-SBX3206040D	2000	600	400	1.5	2.0	2
46 47-SBX3208040D	2000	800	400	1.5	2.0	2
47 47-SBX3201040D	2000	1000	400	1.5	2.0	2

## 4. Double Door Enclosures IP54 SBY Range - 3 Points Lock Handle

alfanar SBY range is a double door metal enclosure up to IP54, designed with 3 points lock handle, and available with maximum dimensions up to 2000\*1200 mm.





Double Door Enclosures - SBY Range - 3 Points Lock Handle							
ITEM CODE	H	W	D	THICKNESS		NO OF GLAND PLATES BOTTOM	
				ENCLOSURE	MOUNTING PLATE		
1 47-SBY101030D	1000	1000	300	1.5	2.0	2	
2 47-SBY121025D	1200	1000	250	1.5	2.0	2	
3 47-SBY121030D	1200	1000	300	1.5	2.0	2	
4 47-SBY121035D	1200	1000	350	1.5	2.0	2	
5 47-SBY121040D	1200	1000	400	1.5	2.0	2	
6 47-SBY121225D	1200	1200	250	1.5	2.0	2	
7 47-SBY121230D	1200	1200	300	1.5	2.0	2	
8 47-SBY121235D	1200	1200	350	1.5	2.0	2	
9 47-SBY121240D	1200	1200	400	1.5	2.0	2	
10 47-SBY141025D	1400	1000	250	1.5	2.0	2	
11 47-SBY141030D	1400	1000	300	1.5	2.0	2	
12 47-SBY141035D	1400	1000	350	1.5	2.0	2	
13 47-SBY141040D	1400	1000	400	1.5	2.0	2	
14 47-SBY141225D	1400	1200	250	1.5	2.0	2	
15 47-SBY141230D	1400	1200	300	1.5	2.0	2	
16 47-SBY141235D	1400	1200	350	1.5	2.0	2	
17 47-SBY141240D	1400	1200	400	1.5	2.0	2	
18 47-SBY161025D	1600	1000	250	1.5	2.0	2	
19 47-SBY161030D	1600	1000	300	1.5	2.0	2	
20 47-SBY161035D	1600	1000	350	1.5	2.0	2	
21 47-SBY161040D	1600	1000	400	1.5	2.0	2	
22 47-SBY161225D	1600	1200	250	1.5	2.0	2	
23 47-SBY161230D	1600	1200	300	1.5	2.0	2	
24 47-SBY161235D	1600	1200	350	1.5	2.0	2	
25 47-SBY161240D	1600	1200	400	1.5	2.0	2	
26 47-SBY181025D	1800	1000	250	1.5	2.0	2	
27 47-SBY181030D	1800	1000	300	1.5	2.0	2	
28 47-SBY181035D	1800	1000	350	1.5	2.0	2	
29 47-SBY181040D	1800	1000	400	1.5	2.0	2	
30 47-SBY181225D	1800	1200	250	1.5	2.0	2	
31 47-SBY181235D	1800	1200	300	1.5	2.0	2	
32 47-SBY181235D	1800	1200	350	1.5	2.0	2	
33 47-SBY181240D	1800	1200	400	1.5	2.0	2	
34 47-SBY201040D	2000	1000	400	1.5	2.0	2	
35 47-SBY201240D	2000	1200	400	1.5	2.0	2	

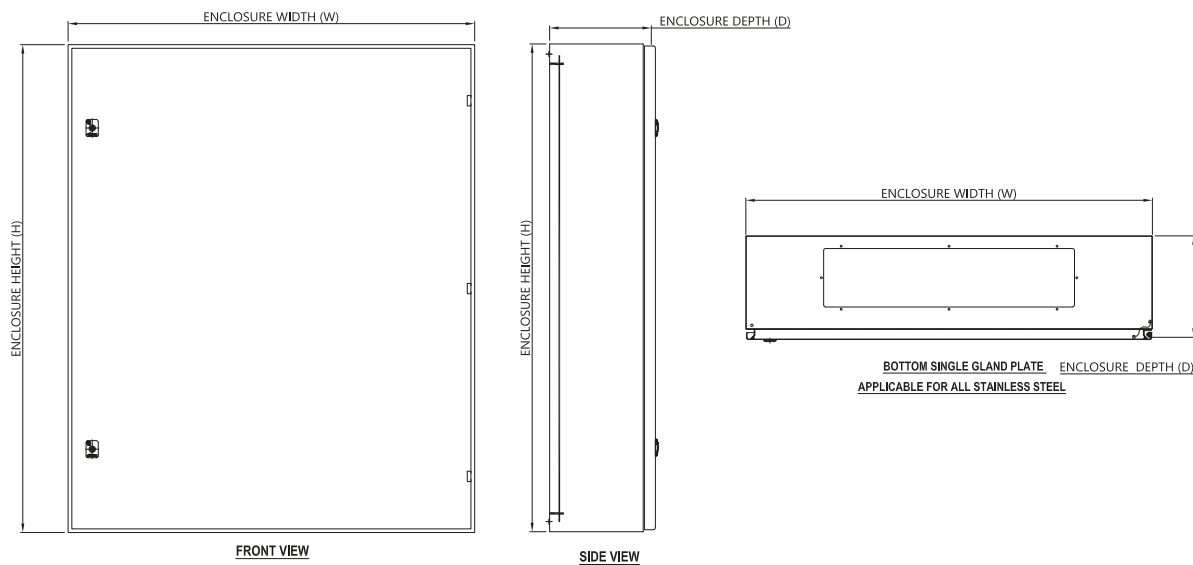
## 5. Stainless Steel Enclosures IP66

Stainless steel enclosures are widely used in commercial and industrial applications, in addition to the power distribution and energy industries. The corrosion resistance of stainless steel and the ability to withstand frequent wash-downs is necessary when dealing with harsh environments and where these industries are located, like coastal areas or offshore applications.



### FEATURES

- Ingress protection IP66 / NEMA-4X
- Made of stainless steel up to 1.5mm thickness, 304L or 316L grade with 2B finish (Brush Finish)
- Stainless steel mounting plate of 2mm thickness
- Specially made for use in highly corrosive environments, such as chemical or food industries and places where hygiene is essential
- Stainless steel enclosures available in all sizes upon request
- Formed in place polyurethane gasket for reliable sealing
- Locks and hinges are also made of stainless steel



Stainless Steel Enclosures							
ITEM CODE		H	W	D	THICKNESS		
316L	304L				ENCLOSURE	MOUNTING PLATE	
1	47-SS6-SB202015D	47-SS4-SB202015D	200	200	150	1.2	2.0
2	47-SS6-SB252015D	47-SS4-SB252015D	250	200	150	1.2	2.0
3	47-SS6-SB252515D	47-SS4-SB252515D	250	250	150	1.2	2.0
4	47-SS6-SB302015D	47-SS4-SB302015D	300	200	150	1.2	2.0
5	47-SS6-SB302515D	47-SS4-SB302515D	300	250	150	1.2	2.0
6	47-SS6-SB302520D	47-SS4-SB302520D	300	250	200	1.2	2.0
7	47-SS6-SB303015D	47-SS4-SB303015D	300	300	150	1.2	2.0
8	47-SS6-SB303020D	47-SS4-SB303020D	300	300	200	1.2	2.0
9	47-SS6-SB402520D	47-SS4-SB402520D	400	250	200	1.2	2.0
10	47-SS6-SB403015D	47-SS4-SB403015D	400	300	150	1.2	2.0
11	47-SS6-SB403020D	47-SS4-SB403020D	400	300	200	1.2	2.0
12	47-SS6-SB404015D	47-SS4-SB404015D	400	400	150	1.2	2.0
13	47-SS6-SB404020D	47-SS4-SB404020D	400	400	200	1.2	2.0
14	47-SS6-SB404015D	47-SS4-SB404015D	400	400	250	1.2	2.0
15	47-SS6-SB406015D	47-SS4-SB406015D	400	600	150	1.2	2.0
16	47-SS6-SB406020D	47-SS4-SB406020D	400	600	200	1.2	2.0
17	47-SS6-SB406025D	47-SS4-SB406025D	400	600	250	1.2	2.0
18	47-SS6-SB406030D	47-SS4-SB406030D	400	600	300	1.2	2.0
19	47-SS6-SB504015D	47-SS4-SB504015D	500	400	150	1.2	2.0
20	47-SS6-SB504020D	47-SS4-SB504020D	500	400	200	1.2	2.0
21	47-SS6-SB504025D	47-SS4-SB504025D	500	400	250	1.2	2.0
22	47-SS6-SB504030D	47-SS4-SB504030D	500	400	300	1.2	2.0
23	47-SS6-SB505015D	47-SS4-SB505015D	500	500	150	1.2	2.0
24	47-SS6-SB505020D	47-SS4-SB505020D	500	500	200	1.2	2.0
25	47-SS6-SB505025D	47-SS4-SB505025D	500	500	250	1.2	2.0
26	47-SS6-SB505030D	47-SS4-SB505030D	500	500	300	1.2	2.0
27	47-SS6-SB604015D	47-SS4-SB604015D	600	400	150	1.2	2.0
28	47-SS6-SB604020D	47-SS4-SB604020D	600	400	200	1.2	2.0
29	47-SS6-SB604025D	47-SS4-SB604025D	600	400	250	1.2	2.0
30	47-SS6-SB604030D	47-SS4-SB604030D	600	400	300	1.2	2.0
31	47-SS6-SB605015D	47-SS4-SB605015D	600	500	150	1.2	2.0
32	47-SS6-SB605020D	47-SS4-SB605020D	600	500	200	1.2	2.0
33	47-SS6-SB605025D	47-SS4-SB605025D	600	500	250	1.2	2.0
34	47-SS6-SB605030D	47-SS4-SB605030D	600	500	300	1.2	2.0
35	47-SS6-SB606015D	47-SS4-SB606015D	600	600	150	1.2	2.0
36	47-SS6-SB606020D	47-SS4-SB606020D	600	600	200	1.2	2.0

Stainless Steel Enclosures						
ITEM CODE		H	W	D	THICKNESS	
316L	304L				ENCLOSURE	MOUNTING PLATE
37 47-SS6-SB606025D	47-SS4-SB606025D	600	600	250	1.2	2.0
38 47-SS6-SB606030D	47-SS4-SB606030D	600	600	300	1.2	2.0
39 47-SS6-SB705015D	47-SS4-SB705015D	700	500	150	1.2	2.0
40 47-SS6-SB705020D	47-SS4-SB705020D	700	500	200	1.2	2.0
41 47-SS6-SB705025D	47-SS4-SB705025D	700	500	250	1.2	2.0
42 47-SS6-SB705030D	47-SS4-SB705030D	700	500	300	1.2	2.0
43 47-SS6-SB706015D	47-SS4-SB706015D	700	600	150	1.5	2.0
44 47-SS6-SB706020D	47-SS4-SB706020D	700	600	200	1.5	2.0
45 47-SS6-SB706025D	47-SS4-SB706025D	700	600	250	1.5	2.0
46 47-SS6-SB706030D	47-SS4-SB706030D	700	600	300	1.5	2.0
47 47-SS6-SB707015D	47-SS4-SB707015D	700	700	150	1.5	2.0
48 47-SS6-SB707020D	47-SS4-SB707020D	700	700	200	1.5	2.0
49 47-SS6-SB707025D	47-SS4-SB707025D	700	700	250	1.5	2.0
50 47-SS6-SB707030D	47-SS4-SB707030D	700	700	300	1.5	2.0
51 47-SS6-SB804015D	47-SS4-SB804015D	800	400	150	1.5	2.0
52 47-SS6-SB804020D	47-SS4-SB804020D	800	400	200	1.5	2.0
53 47-SS6-SB804025D	47-SS4-SB804025D	800	400	250	1.5	2.0
54 47-SS6-SB804030D	47-SS4-SB804030D	800	400	300	1.5	2.0
55 47-SS6-SB806015D	47-SS4-SB806015D	800	600	150	1.5	2.0
56 47-SS6-SB806020D	47-SS4-SB806020D	800	600	200	1.5	2.0
57 47-SS6-SB806025D	47-SS4-SB806025D	800	600	250	1.5	2.0
58 47-SS6-SB806030D	47-SS4-SB806030D	800	600	300	1.5	2.0
59 47-SS6-SB806040D	47-SS4-SB806040D	800	600	400	1.5	2.0
60 47-SS6-SB808015D	47-SS4-SB808015D	800	800	150	1.5	2.0
61 47-SS6-SB808020D	47-SS4-SB808020D	800	800	200	1.5	2.0
62 47-SS6-SB808025D	47-SS4-SB808025D	800	800	250	1.5	2.0
63 47-SS6-SB808030D	47-SS4-SB808030D	800	800	300	1.5	2.0
64 47-SS6-SBX104015D	47-SS4-SBX104015D	1000	400	150	1.5	2.0
65 47-SS6-SBX106015D	47-SS4-SBX106015D	1000	600	150	1.5	2.0
66 47-SS6-SBX106020D	47-SS4-SBX106020D	1000	600	200	1.5	2.0
67 47-SS6-SBX106025D	47-SS4-SBX106025D	1000	600	250	1.5	2.0
68 47-SS6-SBX106030D	47-SS4-SBX106030D	1000	600	300	1.5	2.0
69 47-SS6-SBX106040D	47-SS4-SBX106040D	1000	600	400	1.5	2.0
70 47-SS6-SBX108015D	47-SS4-SBX108015D	1000	800	150	1.5	2.0
71 47-SS6-SBX108020D	47-SS4-SBX108020D	1000	800	200	1.5	2.0
72 47-SS6-SBX108025D	47-SS4-SBX108025D	1000	800	250	1.5	2.0
73 47-SS6-SBX108030D	47-SS4-SBX108030D	1000	800	300	1.5	2.0
74 47-SS6-SBX108040D	47-SS4-SBX108040D	1000	800	400	1.5	2.0
75 47-SS6-SBX101025D	47-SS4-SBX101025D	1000	1000	250	1.5	2.0
76 47-SS6-SBX101030D	47-SS4-SBX101030D	1000	1000	300	1.5	2.0

Stainless Steel Enclosures							
ITEM CODE		H	W	D	THICKNESS		
316L	304L				ENCLOSURE	MOUNTING PLATE	
77	47-SS6-SBX126020D	47-SS4-SBX126020D	1200	600	200	1.5	2.0
78	47-SS6-SBX126025D	47-SS4-SBX126025D	1200	600	250	1.5	2.0
79	47-SS6-SBX126030D	47-SS4-SBX126030D	1200	600	300	1.5	2.0
80	47-SS6-SBX128015D	47-SS4-SBX128015D	1200	800	150	1.5	2.0
81	47-SS6-SBX128020D	47-SS4-SBX128020D	1200	800	200	1.5	2.0
82	47-SS6-SBX128025D	47-SS4-SBX128025D	1200	800	250	1.5	2.0
83	47-SS6-SBX128030D	47-SS4-SBX128030D	1200	800	300	1.5	2.0
84	47-SS6-SBX128040D	47-SS4-SBX128040D	1200	800	400	1.5	2.0
85	47-SS6-SBX121025D	47-SS4-SBX121025D	1200	1000	250	1.5	2.0
86	47-SS6-SBX121030D	47-SS4-SBX121030D	1200	1000	300	1.5	2.0
87	47-SS6-SBX146015D	47-SS4-SBX146015D	1400	600	150	1.5	2.0
88	47-SS6-SBX146020D	47-SS4-SBX146020D	1400	600	200	1.5	2.0
89	47-SS6-SBX146025D	47-SS4-SBX146025D	1400	600	250	1.5	2.0
90	47-SS6-SBX146030D	47-SS4-SBX146030D	1400	600	300	1.5	2.0
91	47-SS6-SBX146035D	47-SS4-SBX146035D	1400	600	350	1.5	2.0
92	47-SS6-SBX146040D	47-SS4-SBX146040D	1400	600	400	1.5	2.0
93	47-SS6-SBX148015D	47-SS4-SBX148015D	1400	800	150	1.5	2.0
94	47-SS6-SBX148020D	47-SS4-SBX148020D	1400	800	200	1.5	2.0
95	47-SS6-SBX148025D	47-SS4-SBX148025D	1400	800	250	1.5	2.0
96	47-SS6-SBX148030D	47-SS4-SBX148030D	1400	800	300	1.5	2.0
97	47-SS6-SBX148035D	47-SS4-SBX148035D	1400	800	350	1.5	2.0
98	47-SS6-SBX148040D	47-SS4-SBX148040D	1400	800	400	1.5	2.0
99	47-SS6-SBX141025D	47-SS4-SBX141025D	1400	1000	250	1.5	2.0
100	47-SS6-SBX141030D	47-SS4-SBX141030D	1400	1000	300	1.5	2.0
101	47-SS6-SBX141040D	47-SS4-SBX141040D	1400	1000	400	1.5	2.0
102	47-SS6-SBX166015D	47-SS4-SBX166015D	1600	600	150	1.5	2.0
103	47-SS6-SBX166020D	47-SS4-SBX166020D	1600	600	200	1.5	2.0
104	47-SS6-SBX166025D	47-SS4-SBX166025D	1600	600	250	1.5	2.0
105	47-SS6-SBX166030D	47-SS4-SBX166030D	1600	600	300	1.5	2.0
106	47-SS6-SBX166035D	47-SS4-SBX166035D	1600	600	350	1.5	2.0
107	47-SS6-SBX166040D	47-SS4-SBX166040D	1600	600	400	1.5	2.0
108	47-SS6-SBX168015D	47-SS4-SBX168015D	1600	800	150	1.5	2.0
109	47-SS6-SBX168020D	47-SS4-SBX168020D	1600	800	200	1.5	2.0
110	47-SS6-SBX168025D	47-SS4-SBX168025D	1600	800	250	1.5	2.0
111	47-SS6-SBX168030D	47-SS4-SBX168030D	1600	800	300	1.5	2.0
112	47-SS6-SBX168035D	47-SS4-SBX168035D	1600	800	350	1.5	2.0
113	47-SS6-SBX168040D	47-SS4-SBX168040D	1600	800	400	1.5	2.0
114	47-SS6-SBX161030D	47-SS4-SBX161030D	1600	1000	300	1.5	2.0
115	47-SS6-SBX161035D	47-SS4-SBX161035D	1600	1000	350	1.5	2.0
116	47-SS6-SBX161040D	47-SS4-SBX161040D	1600	1000	400	1.5	2.0



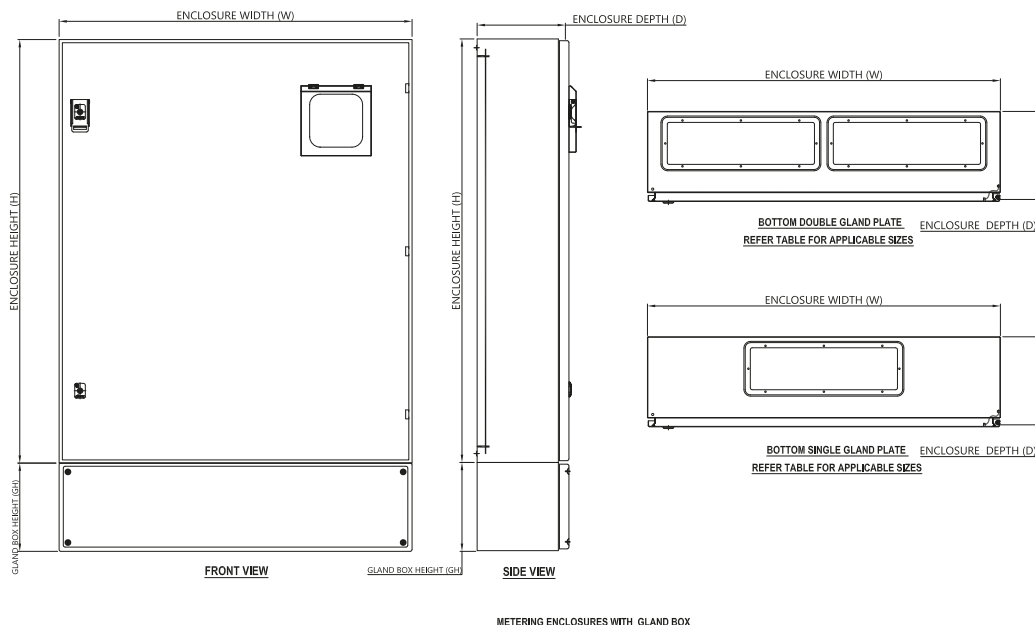
## 6. Metering Enclosures up to IP65

alfanar metering enclosures are a weatherproof metal enclosure provided with a transparent viewing window made of acrylic material such as Perspex. The viewing window enables operators and technicians to easily read and monitor the internal meters installed inside the enclosures without opening the door.



### FEATURES

- Ingress protection up to IP65
- Made of electrogalvanized steel up to 1.5 mm thickness, Polyester powder coated
- Steel mounting plate of 2mm thickness, (hot dipped galvanized steel / Alu Zinc material)
- Meter viewing Perspex 150X150mm (up to 5mm thickness)
- Perspex protection cover with hinges 200X200 mm
- Padlocking arrangement
- Suitable gland box can be ordered separately



Metering Enclosures									
ITEM CODE	H	W	D	THICKNESS		Open WINDOW (EMPTY CUTOUT) IPXX	TRANSPARENT WINDOW IP54	TRANSPARENT WINDOW with FLAP DOOR IP65	
				ENCLOSURE	MOUNTING PLATE				
1 47-MSB504020D	500	400	200	1.2	2.0	YES	-	-	
2 47-MSB504025D	500	400	250	1.2	2.0	YES	-	-	
3 47-MSB504030D	500	400	300	1.2	2.0	YES	-	-	
4 47-MSB505015D	500	500	150	1.2	2.0	YES	-	-	
5 47-MSB505020D	500	500	200	1.2	2.0	YES	-	-	
6 47-MSB505025D	500	500	250	1.2	2.0	YES	-	-	
7 47-MSB505030D	500	500	300	1.2	2.0	YES	-	-	
8 47-MSB604015D	600	400	150	1.2	2.0	YES	-	-	
9 47-MSB604020D	600	400	200	1.2	2.0	YES	-	-	
10 47-MSB604025D	600	400	250	1.2	2.0	YES	-	-	
11 47-MSB604030D	600	400	300	1.2	2.0	YES	-	-	
12 47-MSB605015D	600	500	150	1.2	2.0	YES	-	-	
13 47-MSB605020D	600	500	200	1.2	2.0	YES	-	-	
14 47-MSB605025D	600	500	250	1.2	2.0	YES	-	-	
15 47-MSB605030D	600	500	300	1.2	2.0	YES	-	-	
16 47-MSB606015D	600	600	150	1.2	2.0	YES	-	-	
17 47-MSB606020D	600	600	200	1.2	2.0	YES	-	-	
18 47-MSB606025D	600	600	250	1.2	2.0	YES	-	-	
19 47-MSB606030D	600	600	300	1.2	2.0	YES	-	-	
20 47-MSB705015D	700	500	150	1.2	2.0	YES	-	-	
21 47-MSB705020D	700	500	200	1.2	2.0	YES	-	-	
22 47-MSB705025D	700	500	250	1.2	2.0	YES	-	-	
23 47-MSB705030D	700	500	300	1.2	2.0	YES	-	-	
24 47-MSB706015D	700	600	150	1.5	2.0	YES	-	-	
25 47-MSB706020D	700	600	200	1.5	2.0	YES	-	-	
26 47-MSB706025D	700	600	250	1.5	2.0	YES	-	-	
27 47-MSB706030D	700	600	300	1.5	2.0	YES	-	-	
28 47-MSB707015D	700	700	150	1.5	2.0	YES	-	-	
29 47-MSB707020D	700	700	200	1.5	2.0	YES	-	-	
30 47-MSB707025D	700	700	250	1.5	2.0	YES	-	-	
31 47-MSB707030D	700	700	300	1.5	2.0	YES	-	-	
32 47-MSB804015D	800	400	150	1.5	2.0	YES	-	-	
33 47-MSB804020D	800	400	200	1.5	2.0	YES	-	-	
34 47-MSB804025D	800	400	250	1.5	2.0	YES	-	-	
35 47-MSB804030D	800	400	300	1.5	2.0	YES	-	-	
36 47-MSB806015D	800	600	150	1.5	2.0	YES	-	-	
37 47-MSB806020D	800	600	200	1.5	2.0	YES	-	-	
38 47-MSB806025D	800	600	250	1.5	2.0	YES	-	-	

Metering Enclosures									
ITEM CODE	H	W	D	THICKNESS		Open WINDOW (EMPTY CUTOUT) IPXX	TRANSPARENT WINDOW IP54	TRANSPARENT WINDOW with FLAP DOOR IP65	
				ENCLOSURE	MOUNTING PLATE				
39	47-MSB806030D	800	600	300	1.5	2.0	YES	-	-
40	47-MSB806040D	800	600	400	1.5	2.0	YES	-	-
41	47-MSB808015D	800	800	150	1.5	2.0	YES	-	-
42	47-MSB808020D	800	800	200	1.5	2.0	YES	-	-
43	47-MSB808025D	800	800	250	1.5	2.0	YES	-	-
44	47-MSB808030D	800	800	300	1.5	2.0	YES	-	-
45	47-MSBX106015D	1000	600	150	1.5	2.0	YES	-	-
46	47-MSBX106020D	1000	600	200	1.5	2.0	YES	-	-
47	47-MSBX106025D	1000	600	250	1.5	2.0	YES	-	-
48	47-MSBX106030D	1000	600	300	1.5	2.0	YES	-	-
49	47-MSBX106040D	1000	600	400	1.5	2.0	YES	-	-
50	47-MSBX108015D	1000	800	150	1.5	2.0	YES	-	-
51	47-MSBX108020D	1000	800	200	1.5	2.0	YES	-	-
52	47-MSBX108025D	1000	800	250	1.5	2.0	YES	-	-
53	47-MSBX108030D	1000	800	300	1.5	2.0	YES	-	-
54	47-MSBX108040D	1000	800	400	1.5	2.0	YES	-	-
55	47-MSBX101025D	1000	1000	250	1.5	2.0	YES	-	-
56	47-MSBX101030D	1000	1000	300	1.5	2.0	YES	-	-
57	47-MSBX126020D	1200	600	200	1.5	2.0	YES	-	-
58	47-MSBX126025D	1200	600	250	1.5	2.0	YES	-	-
59	47-MSBX126030D	1200	600	300	1.5	2.0	YES	-	-
60	47-MSBX128015D	1200	800	150	1.5	2.0	YES	-	-
61	47-MSBX128020D	1200	800	200	1.5	2.0	YES	-	-
62	47-MSBX128025D	1200	800	250	1.5	2.0	YES	-	-
63	47-MSBX128030D	1200	800	300	1.5	2.0	YES	-	-
64	47-MSBX128040D	1200	800	400	1.5	2.0	YES	-	-
65	47-MSBX121025D	1200	1000	250	1.5	2.0	YES	-	-
66	47-MSBX121030D	1200	1000	300	1.5	2.0	YES	-	-
67	47-MSB504020PL-HD	500	400	200	1.2	2.0	-	YES	YES
68	47-MSB504025PL-HD	500	400	250	1.2	2.0	-	YES	YES
69	47-MSB504030PL-HD	500	400	300	1.2	2.0	-	YES	YES
70	47-MSB505015PL-HD	500	500	150	1.2	2.0	-	YES	YES
71	47-MSB505020PL-HD	500	500	200	1.2	2.0	-	YES	YES
72	47-MSB505025PL-HD	500	500	250	1.2	2.0	-	YES	YES
73	47-MSB505030PL-HD	500	500	300	1.2	2.0	-	YES	YES
74	47-MSB604015PL-HD	600	400	150	1.2	2.0	-	YES	YES
75	47-MSB604020PL-HD	600	400	200	1.2	2.0	-	YES	YES
76	47-MSB604025PL-HD	600	400	250	1.2	2.0	-	YES	YES

Metering Enclosures									
ITEM CODE	H	W	D	THICKNESS		Open WINDOW (EMPTY CUTOUT) IPXX	TRANSPARENT WINDOW IP54	TRANSPARENT WINDOW with FLAP DOOR IP65	
				ENCLOSURE	MOUNTING PLATE				
77	47-MSB604030PL-HD	600	400	300	1.2	2.0	-	YES	YES
78	47-MSB605015PL-HD	600	500	150	1.2	2.0	-	YES	YES
79	47-MSB605020PL-HD	600	500	200	1.2	2.0	-	YES	YES
80	47-MSB605025PL-HD	600	500	250	1.2	2.0	-	YES	YES
81	47-MSB605030PL-HD	600	500	300	1.2	2.0	-	YES	YES
82	47-MSB606015PL-HD	600	600	150	1.2	2.0	-	YES	YES
83	47-MSB606020PL-HD	600	600	200	1.2	2.0	-	YES	YES
84	47-MSB606025PL-HD	600	600	250	1.2	2.0	-	YES	YES
85	47-MSB606030PL-HD	600	600	300	1.2	2.0	-	YES	YES
86	47-MSB705015PL-HD	700	500	150	1.2	2.0	-	YES	YES
87	47-MSB705020PL-HD	700	500	200	1.2	2.0	-	YES	YES
88	47-MSB705025PL-HD	700	500	250	1.2	2.0	-	YES	YES
89	47-MSB705030PL-HD	700	500	300	1.2	2.0	-	YES	YES
90	47-MSB706015PL-HD	700	600	150	1.5	2.0	-	YES	YES
91	47-MSB706020PL-HD	700	600	200	1.5	2.0	-	YES	YES
92	47-MSB706025PL-HD	700	600	250	1.5	2.0	-	YES	YES
93	47-MSB706030PL-HD	700	600	300	1.5	2.0	-	YES	YES
94	47-MSB707015PL-HD	700	700	150	1.5	2.0	-	YES	YES
95	47-MSB707020PL-HD	700	700	200	1.5	2.0	-	YES	YES
96	47-MSB707025PL-HD	700	700	250	1.5	2.0	-	YES	YES
97	47-MSB707030PL-HD	700	700	300	1.5	2.0	-	YES	YES
98	47-MSB804015PL-HD	800	400	150	1.5	2.0	-	YES	YES
99	47-MSB804020PL-HD	800	400	200	1.5	2.0	-	YES	YES
100	47-MSB804025PL-HD	800	400	250	1.5	2.0	-	YES	YES
101	47-MSB804030PL-HD	800	400	300	1.5	2.0	-	YES	YES
102	47-MSB806015PL-HD	800	600	150	1.5	2.0	-	YES	YES
103	47-MSB806020PL-HD	800	600	200	1.5	2.0	-	YES	YES
104	47-MSB806025PL-HD	800	600	250	1.5	2.0	-	YES	YES
105	47-MSB806030PL-HD	800	600	300	1.5	2.0	-	YES	YES
106	47-MSB806040PL-HD	800	600	400	1.5	2.0	-	YES	YES
107	47-MSB808015PL-HD	800	800	150	1.5	2.0	-	YES	YES
108	47-MSB808020PL-HD	800	800	200	1.5	2.0	-	YES	YES
109	47-MSB808025PL-HD	800	800	250	1.5	2.0	-	YES	YES
110	47-MSB808030PL-HD	800	800	300	1.5	2.0	-	YES	YES
111	47-MSBX106015PL-HD	1000	600	150	1.5	2.0	-	YES	YES
112	47-MSBX106020PL-HD	1000	600	200	1.5	2.0	-	YES	YES
113	47-MSBX106025PL-HD	1000	600	250	1.5	2.0	-	YES	YES
114	47-MSBX106030PL-HD	1000	600	300	1.5	2.0	-	YES	YES

Metering Enclosures									
ITEM CODE	H	W	D	THICKNESS		Open WINDOW (EMPTY CUTOUT) IPXX	TRANSPARENT WINDOW IP54	TRANSPARENT WINDOW with FLAP DOOR IP65	
				ENCLOSURE	MOUNTING PLATE				
115 47-MSBX106040PL-HD	1000	600	400	1.5	2.0	-	YES	YES	
116 47-MSBX108015PL-HD	1000	800	150	1.5	2.0	-	YES	YES	
117 47-MSBX108020PL-HD	1000	800	200	1.5	2.0	-	YES	YES	
118 47-MSBX108025PL-HD	1000	800	250	1.5	2.0	-	YES	YES	
119 47-MSBX108030PL-HD	1000	800	300	1.5	2.0	-	YES	YES	
120 47-MSBX108040PL-HD	1000	800	400	1.5	2.0	-	YES	YES	
121 47-MSBX101025PL-HD	1000	1000	250	1.5	2.0	-	YES	YES	
122 47-MSBX101030PL-HD	1000	1000	300	1.5	2.0	-	YES	YES	
123 47-MSBX126020PL-HD	1200	600	200	1.5	2.0	-	YES	YES	
124 47-MSBX126025PL-HD	1200	600	250	1.5	2.0	-	YES	YES	
125 47-MSBX126030PL-HD	1200	600	300	1.5	2.0	-	YES	YES	
126 47-MSBX128015PL-HD	1200	800	150	1.5	2.0	-	YES	YES	
127 47-MSBX128020PL-HD	1200	800	200	1.5	2.0	-	YES	YES	
128 47-MSBX128025PL-HD	1200	800	250	1.5	2.0	-	YES	YES	
129 47-MSBX128030PL-HD	1200	800	300	1.5	2.0	-	YES	YES	
130 47-MSBX128040PL-HD	1200	800	400	1.5	2.0	-	YES	YES	
131 47-MSBX121025PL-HD	1200	1000	250	1.5	2.0	-	YES	YES	
132 47-MSBX121030PL-HD	1200	1000	300	1.5	2.0	-	YES	YES	

## 7. Transparent Door Enclosures IP65 SBT, SBTX Range

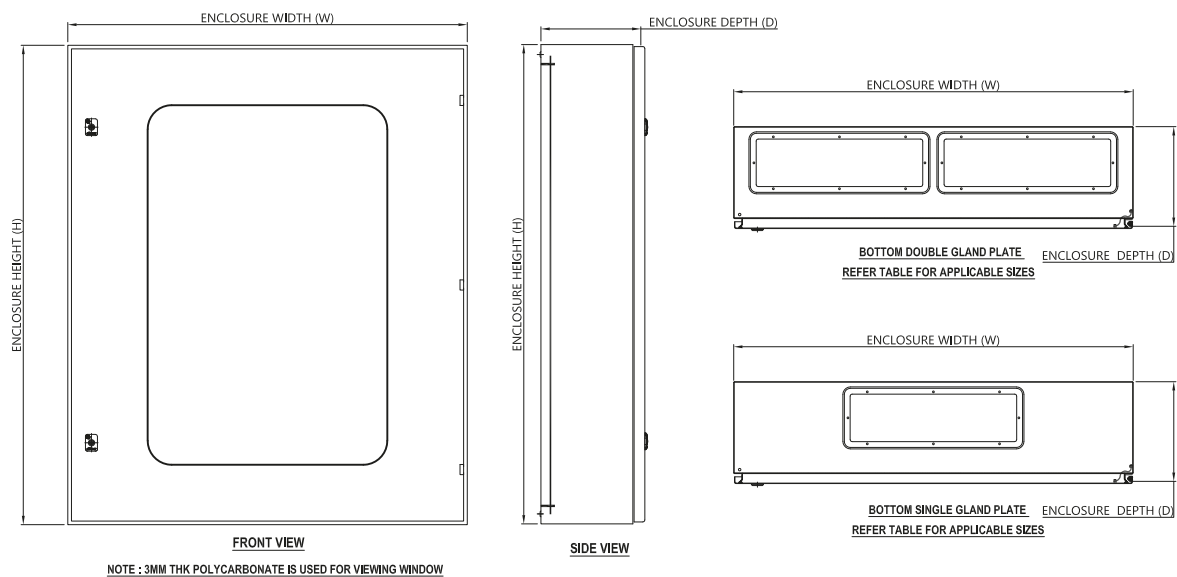
Transparent door enclosures are very useful products in the control and automation industry. These metal enclosures are provided with a transparent door made of polycarbonate. These viewing windows enable operators and technicians to easily read and monitor the internal installed control devices without opening the door.

alfanar offers 2 products ranges, SBT and SBTX. The SBT range is available with dimensions up to 800\*800 mm, while SBTX range is available up to 1600\*1000 mm.



### FEATURES

- Ingress protection IP65
- Made of electrogalvanized steel up to 1.5 mm thickness, Polyester powder coated
- Transparent door suitable for outdoor applications
- UV resistant, flame retardant polycarbonate transparent door pane
- Steel mounting plate of 2mm thickness, hot dipped galvanized steel / Alu Zinc material
- Padlocking arrangement (loose accessory only)



SERVICE BOX TRANSPERANT DOOR ENCLSURES

Transparent Door Enclosures – SBT Range						
ITEM CODE	H	W	D	THICKNESS		
				ENCLOSURE	MOUNTING PLATE	TRANSPARENT WINDOW (POLYCARBONATE)
1 47-SBT302515D	300	250	150	1.2	2.0	3.0
2 47-SBT302520D	300	250	200	1.2	2.0	3.0
3 47-SBT303015D	300	300	150	1.2	2.0	3.0
4 47-SBT303020D	300	300	200	1.2	2.0	3.0
5 47-SBT402520D	400	250	200	1.2	2.0	3.0
6 47-SBT403015D	400	300	150	1.2	2.0	3.0
7 47-SBT403020D	400	300	200	1.2	2.0	3.0
8 47-SBT404015D	400	400	150	1.2	2.0	3.0
9 47-SBT404020D	400	400	200	1.2	2.0	3.0
10 47-SBT404015D	400	400	250	1.2	2.0	3.0
11 47-SBT406015D	400	600	150	1.2	2.0	3.0
12 47-SBT406020D	400	600	200	1.2	2.0	3.0
13 47-SBT406025D	400	600	250	1.2	2.0	3.0
14 47-SBT406030D	400	600	300	1.2	2.0	3.0
15 47-SBT504015D	500	400	150	1.2	2.0	3.0
16 47-SBT504020D	500	400	200	1.2	2.0	3.0
17 47-SBT504025D	500	400	250	1.2	2.0	3.0
18 47-SBT504030D	500	400	300	1.2	2.0	3.0
19 47-SBT505015D	500	500	150	1.2	2.0	3.0
20 47-SBT505020D	500	500	200	1.2	2.0	3.0
21 47-SBT505025D	500	500	250	1.2	2.0	3.0
22 47-SBT505030D	500	500	300	1.2	2.0	3.0
23 47-SBT604015D	600	400	150	1.2	2.0	3.0
24 47-SBT604020D	600	400	200	1.2	2.0	3.0
25 47-SBT604025D	600	400	250	1.2	2.0	3.0
26 47-SBT604030D	600	400	300	1.2	2.0	3.0
27 47-SBT605015D	600	500	150	1.2	2.0	3.0
28 47-SBT605020D	600	500	200	1.2	2.0	3.0
29 47-SBT605025D	600	500	250	1.2	2.0	3.0
30 47-SBT605030D	600	500	300	1.2	2.0	3.0
31 47-SBT606015D	600	600	150	1.2	2.0	3.0
32 47-SBT606020D	600	600	200	1.2	2.0	3.0
33 47-SBT606025D	600	600	250	1.2	2.0	3.0
34 47-SBT606030D	600	600	300	1.2	2.0	3.0
35 47-SBT705015D	700	500	150	1.2	2.0	3.0
36 47-SBT705020D	700	500	200	1.2	2.0	3.0

Transparent Door Enclosures – SBT Range							
ITEM CODE	H	W	D	THICKNESS			
				ENCLOSURE	MOUNTING PLATE	TRANSPARENT WINDOW (POLYCARBONATE)	
37 47-SBT705025D	700	500	250	1.2	2.0	3.0	
38 47-SBT705030D	700	500	300	1.2	2.0	3.0	
39 47-SBT706015D	700	600	150	1.5	2.0	3.0	
40 47-SBT706020D	700	600	200	1.5	2.0	3.0	
41 47-SBT706025D	700	600	250	1.5	2.0	3.0	
42 47-SBT706030D	700	600	300	1.5	2.0	3.0	
43 47-SBT707015D	700	700	150	1.5	2.0	3.0	
44 47-SBT707020D	700	700	200	1.5	2.0	3.0	
45 47-SBT707025D	700	700	250	1.5	2.0	3.0	
46 47-SBT707030D	700	700	300	1.5	2.0	3.0	
47 47-SBT804015D	800	400	150	1.5	2.0	3.0	
48 47-SBT804020D	800	400	200	1.5	2.0	3.0	
49 47-SBT804025D	800	400	250	1.5	2.0	3.0	
50 47-SBT804030D	800	400	300	1.5	2.0	3.0	
51 47-SBT806015D	800	600	150	1.5	2.0	3.0	
52 47-SBT806020D	800	600	200	1.5	2.0	3.0	
53 47-SBT806025D	800	600	250	1.5	2.0	3.0	
54 47-SBT806030D	800	600	300	1.5	2.0	3.0	
55 47-SBT806040D	800	600	400	1.5	2.0	3.0	
56 47-SBT808015D	800	800	150	1.5	2.0	3.0	
57 47-SBT808020D	800	800	200	1.5	2.0	3.0	
58 47-SBT808025D	800	800	250	1.5	2.0	3.0	
59 47-SBT808030D	800	800	300	1.5	2.0	3.0	



**Transparent Door Enclosures – SBTX Range**

ITEM CODE	H	W	D	THICKNESS		
				ENCLOSURE	MOUNTING PLATE	TRANSPARENT WINDOW (POLYCARBONATE)
1 47-SBTX104015D	1000	400	150	1.5	2.0	3.0
2 47-SBTX106015D	1000	600	150	1.5	2.0	3.0
3 47-SBTX106020D	1000	600	200	1.5	2.0	3.0
4 47-SBTX106025D	1000	600	250	1.5	2.0	3.0
5 47-SBTX106030D	1000	600	300	1.5	2.0	3.0
6 47-SBTX106040D	1000	600	400	1.5	2.0	3.0
7 47-SBTX108015D	1000	800	150	1.5	2.0	3.0
8 47-SBTX108020D	1000	800	200	1.5	2.0	3.0
9 47-SBTX108025D	1000	800	250	1.5	2.0	3.0
10 47-SBTX108030D	1000	800	300	1.5	2.0	3.0
11 47-SBTX108040D	1000	800	400	1.5	2.0	3.0
12 47-SBTX101025D	1000	1000	250	1.5	2.0	3.0
13 47-SBTX101030D	1000	1000	300	1.5	2.0	3.0
14 47-SBTX126020D	1200	600	200	1.5	2.0	3.0
15 47-SBTX126025D	1200	600	250	1.5	2.0	3.0
16 47-SBTX126030D	1200	600	300	1.5	2.0	3.0
17 47-SBTX128015D	1200	800	150	1.5	2.0	3.0
18 47-SBTX128020D	1200	800	200	1.5	2.0	3.0
19 47-SBTX128025D	1200	800	250	1.5	2.0	3.0
20 47-SBTX128030D	1200	800	300	1.5	2.0	3.0
21 47-SBTX128040D	1200	800	400	1.5	2.0	3.0
22 47-SBTX121025D	1200	1000	250	1.5	2.0	3.0
23 47-SBTX121030D	1200	1000	300	1.5	2.0	3.0
24 47-SBTX146015D	1400	600	150	1.5	2.0	3.0
25 47-SBTX146020D	1400	600	200	1.5	2.0	3.0
26 47-SBTX146025D	1400	600	250	1.5	2.0	3.0
27 47-SBTX146030D	1400	600	300	1.5	2.0	3.0
28 47-SBTX146035D	1400	600	350	1.5	2.0	3.0
29 47-SBTX146040D	1400	600	400	1.5	2.0	3.0
30 47-SBTX148015D	1400	800	150	1.5	2.0	3.0
31 47-SBTX148020D	1400	800	200	1.5	2.0	3.0
32 47-SBTX148025D	1400	800	250	1.5	2.0	3.0
33 47-SBTX148030D	1400	800	300	1.5	2.0	3.0
34 47-SBTX148035D	1400	800	350	1.5	2.0	3.0
35 47-SBTX148040D	1400	800	400	1.5	2.0	3.0
36 47-SBTX141025D	1400	1000	250	1.5	2.0	3.0

Transparent Door Enclosures – SBTX Range							
ITEM CODE	H	W	D	THICKNESS			
				ENCLOSURE	MOUNTING PLATE	TRANSPARENT WINDOW (POLYCARBONATE)	
37 47-SBTX141030D	1400	1000	300	1.5	2.0	3.0	
38 47-SBTX141040D	1400	1000	400	1.5	2.0	3.0	
39 47-SBTX166015D	1600	600	150	1.5	2.0	3.0	
40 47-SBTX166020D	1600	600	200	1.5	2.0	3.0	
41 47-SBTX166025D	1600	600	250	1.5	2.0	3.0	
42 47-SBTX166030D	1600	600	300	1.5	2.0	3.0	
43 47-SBTX166035D	1600	600	350	1.5	2.0	3.0	
44 47-SBTX166040D	1600	600	400	1.5	2.0	3.0	
45 47-SBTX168015D	1600	800	150	1.5	2.0	3.0	
46 47-SBTX168020D	1600	800	200	1.5	2.0	3.0	
47 47-SBTX168025D	1600	800	250	1.5	2.0	3.0	
48 47-SBTX168030D	1600	800	300	1.5	2.0	3.0	
49 47-SBTX168035D	1600	800	350	1.5	2.0	3.0	
50 47-SBTX168040D	1600	800	400	1.5	2.0	3.0	
51 47-SBTX161030D	1600	1000	300	1.5	2.0	3.0	
52 47-SBTX161035D	1600	1000	350	1.5	2.0	3.0	
53 47-SBTX161040D	1600	1000	400	1.5	2.0	3.0	

# Metal Enclosure Options & Accessories

## Options

alfanar metal enclosures are designed and manufactured to cover most customers' requirements and suit the desired applications, the below design options are available upon request:

### 1. Canopy

47-SBCAN10030D	SER BOX CANOPY KIT 1000 X 300
47-SBCAN10040D	SER BOX CANOPY KIT 1000 X 400
47-SBCAN2515D	SER BOX CANOPY KIT 250 X 150
47-SBCAN3015D	SER BOX CANOPY KIT 300 X 150
47-SBCAN3020D	SER BOX CANOPY KIT 300 X 200
47-SBCAN4020D	SER BOX CANOPY KIT 400 X 200
47-SBCAN5020D	SER BOX CANOPY KIT 500 X 200
47-SBCAN6020D	SER BOX CANOPY KIT 600 X 200
47-SBCAN6025D	SER BOX CANOPY KIT 600 X 250
47-SBCAN6030D	SER BOX CANOPY KIT 600 X 300
47-SBCAN8020D	SER CANOPY 800X200
47-SBCAN8025D	SER CANOPY 800X250
47-SBCAN8030D	SER BOX CANOPY KIT 800 X300



### 2. Plinth for Freestanding Enclosures

47-SB-PL-12112040P	PLINTH 100H X 1200W X 400D PAINTED
47-SB-PL-12112030P	PLINTH 100H X 1200W X 300D PAINTED
47-SB-PL-12112025P	PLINTH 100H X 1200W X 250D PAINTED
47-SB-PL-12110040P	PLINTH 100H X 1000W X 400D PAINTED
47-SB-PL-12110030P	PLINTH 100H X 1000W X 300D PAINTED
47-SB-PL-12110025P	PLINTH 100H X 1000W X 250D PAINTED
47-SB-PL-1218040P	PLINTH 100H X 800W X 400D PAINTED
47-SB-PL-1218030P	PLINTH 100H X 800W X 300D PAINTED
47-SB-PL-1218025P	PLINTH 100H X 800W X 250D PAINTED



### 3. Internal Door

47-SBID-0310060D	INTERNAL DOOR 1000X600 KIT
47-SBID-0310080D	INTERNAL DOOR 1000X800 KIT
47-SBID-034040D	INTERNAL DOOR 400X400 KIT
47-SBID-035040D	INTERNAL DOOR 500X400 KIT
47-SBID-036040D	INTERNAL DOOR 600X400 KIT
47-SBID-036050D	INTERNAL DOOR 600X500 KIT
47-SBID-036060D	INTERNAL DOOR 600X600 KIT
47-SBID-037050D	INTERNAL DOOR 700X500 KIT
47-SBID-037060D	INTERNAL DOOR 700X600 KIT
47-SBID-038060D	INTERNAL DOOR 800X600 KIT
47-SBID-038080D	INTERNAL DOOR 800X800 KIT



\*Note: other sizes and dimensions can be manufactured upon request.

### 4. Special Size Enclosures

alfanar metal enclosures can be designed with special sizes to accommodate various types of applications according to customer requirements and as per the minimum order quantity.



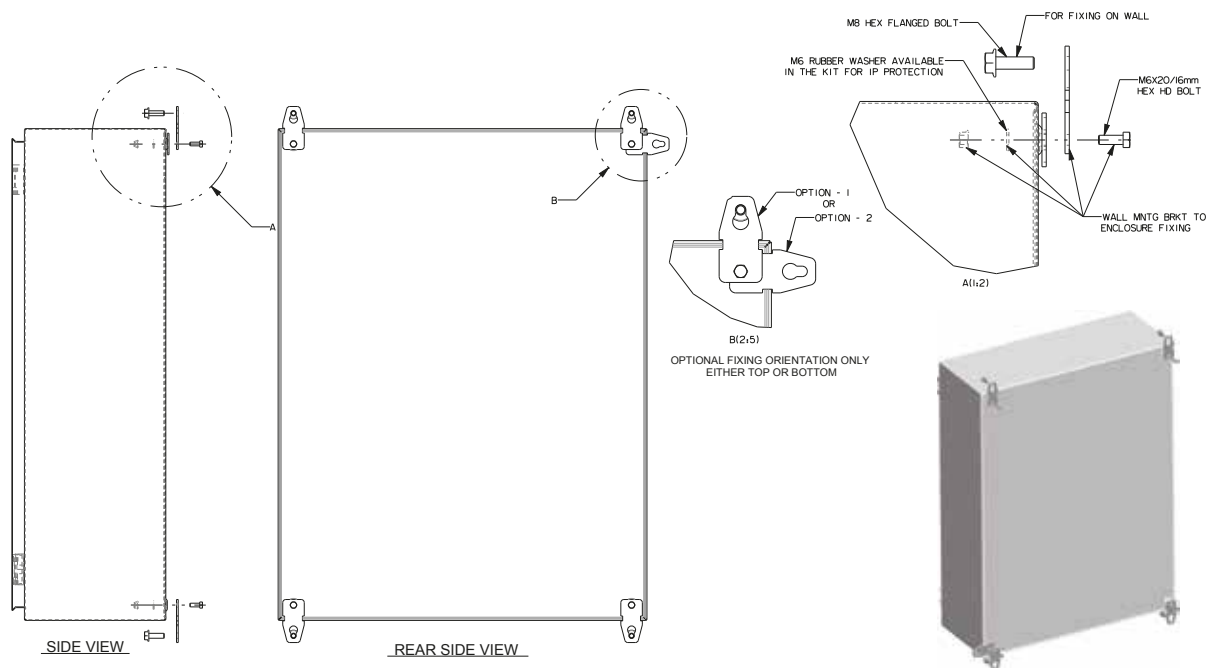
# Metal Enclosure Options & Accessories

## Accessories

alfanar metal enclosures come with an optional extensive range of easy-to-use accessories to provide time and labor savings during project execution. You can choose the required optional accessories that best suit your enclosure requirements.

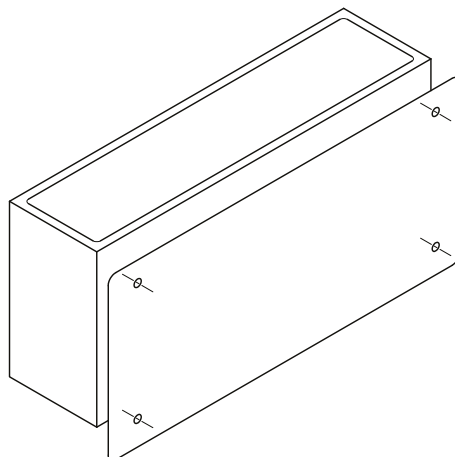
### 1. Wall Mounting Bracket

An option for the easy installation of the metal enclosure on site is the wall mounting bracket. The mounting bracket is designed to safely and easily hang the metal enclosure on the wall.



### 2. Gland Box

A gland box is similar to a metal enclosure but has a fixed cover instead of a door. The gland box is used in many electrical installation applications such as cable glanding, extension links, cable routing, etc. The gland box is IP65 protected and comes with both top and bottom entry with gland plates. alfanar standard gland boxes are designed for surface mounting only.



Gland Box					
ITEM CODE	H	W	D	THICKNESS	
				ENCLOSURE	
1	47-GB204020D	200	400	200	1.2
2	47-GB205020D	200	500	200	1.2
3	47-GB206020D	200	600	200	1.2
4	47-GB207020D	200	700	200	1.2
5	47-GB208020D	200	800	200	1.5
6	47-GB254020D	250	400	200	1.2
7	47-GB255020D	250	500	200	1.2
8	47-GB256020D	250	600	200	1.2
9	47-GB257020D	250	700	200	1.2
10	47-GB258020D	250	800	200	1.5
11	47-GB304020D	300	400	200	1.2
12	47-GB305020D	300	500	200	1.2
13	47-GB306020D	300	600	200	1.2
14	47-GB307020D	300	700	200	1.2
15	47-GB308020D	300	800	200	1.5
16	47-GB301020D	300	1000	200	1.5
17	47-GB204025D	200	400	250	1.2
18	47-GB205025D	200	500	250	1.2
19	47-GB206025D	200	600	250	1.2
20	47-GB207025D	200	700	250	1.2
21	47-GB208025D	200	800	250	1.5
22	47-GB201025D	200	1000	250	1.5
23	47-GB254025D	250	400	250	1.2
24	47-GB255025D	250	500	250	1.2
25	47-GB256025D	250	600	250	1.2
26	47-GB257025D	250	700	250	1.2
27	47-GB258025D	250	800	250	1.5
28	47-GB304025D	300	400	250	1.2
29	47-GB305025D	300	500	250	1.2
30	47-GB306025D	300	600	250	1.2
31	47-GB307025D	300	700	250	1.2
32	47-GB308025D	300	800	250	1.5
33	47-GB301025D	300	1000	250	1.5
34	47-GB306025D	300	600	300	1.2
35	47-GB307025D	300	700	300	1.2
36	47-GB308025D	300	800	300	1.5
37	47-GB301025D	300	1000	300	1.5

## 8. Extendable enclosures FORM-2 TYPE

alfanar Low Voltage Extendable enclosures are used for electrical power distribution, and control and automation systems, and are generally installed downstream of transformers or generators that contain the main and branch circuit breakers.



### SPECIFICATIONS

- Made out high quality electro galvanized sheet metal
- Polyester powder coated in RAL7032 coarse texture finish
- Mounting plate made of hot dipped galvanized steel of 2mm thickness
- Plinth / Base made of high-quality electro galvanized steel 3.0mm thickness
- Framework made of high-quality hot dipped galvanized steel 2.0mm thickness
- Door made of high-quality electro galvanized steel 2.0mm thickness
- Complies with IEC 60529 / 62208 standards
- Ingress protection IP55
- Available in different colors upon request



## Product Breakdown



Door Handle



Lifting hook



3-Point lock system



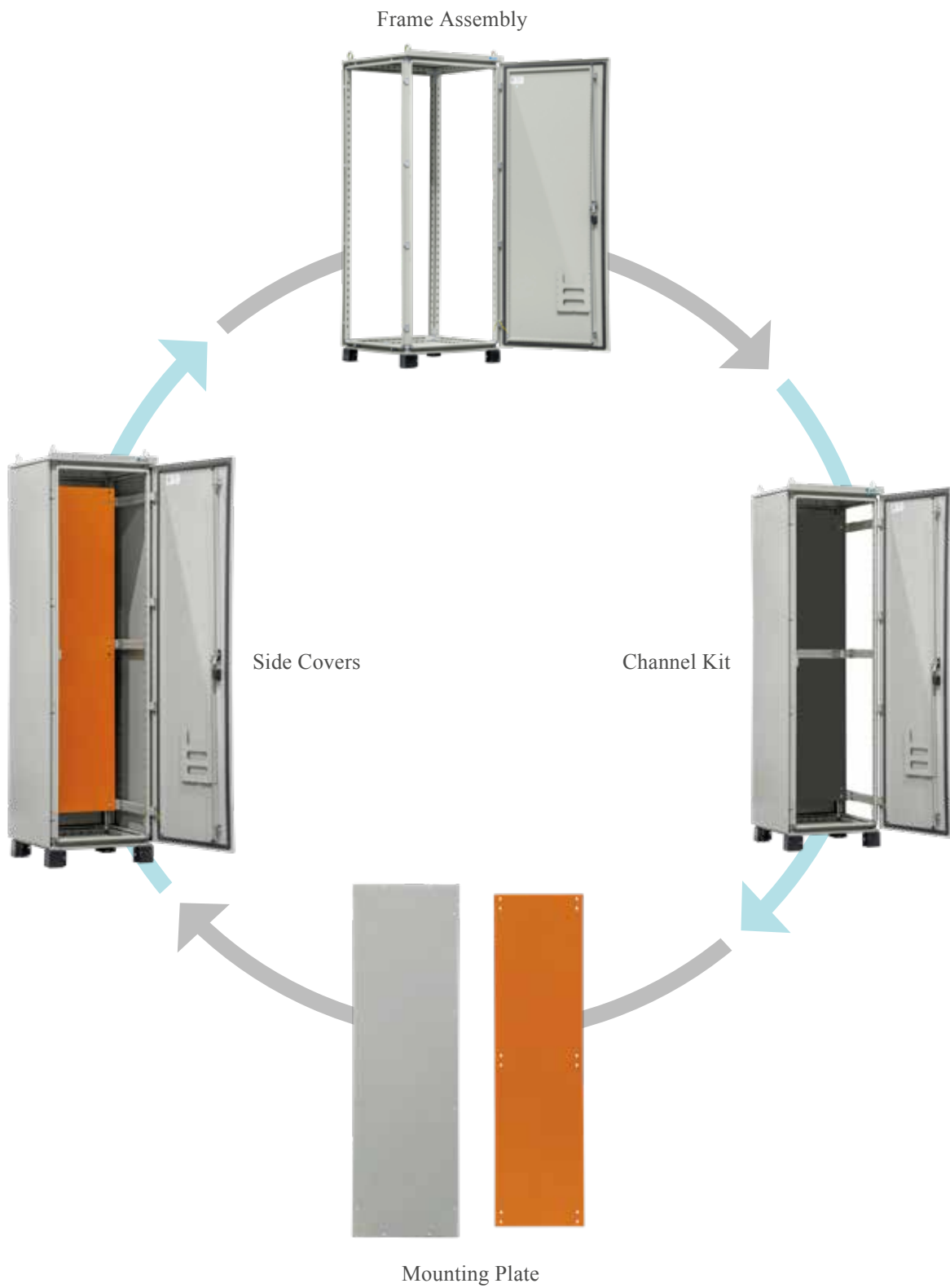
Earthing



Bottom Lever



# Extendable Enclosure Parts



# Extendable Enclosure Parts

## 1. Frame Assembly

	H	W	D	Ordering Code	Item Description
1	2150	1200	1000	53-EEK211210DD	EXT ENCL KIT 2150X1200X100 DOUBLE DOOR
2	2150	1200	800	53-EEK211280DD	EXT ENCL KIT 2150X1200X800 DOUBLE DOOR
3	2150	1200	600	53-EEK211260DD	EXT ENCL KIT 2150X1200X600 DOUBLE DOOR
4	2150	1000	1000	53-EEK211010SD	EXT ENCL KIT 2150X1000X1000 SINGLE DOOR
5	2150	1000	800	53-EEK211080SD	EXT ENCL KIT 2150X1000X800 SINGLE DOOR
6	2150	1000	600	53-EEK211060SD	EXT ENCL KIT 2150X1000X600 SINGLE DOOR
7	2150	800	800	53-EEK218080SD	EXT ENCL KIT 2150X800X800 SINGLE DOOR
8	2150	800	600	53-EEK218060SD	EXTENCLKIT 2150X800X600 SINGLE DOOR
9	2150	600	600	53-EEK216060SD	EXTENCLKIT 2150X600X600 SINGLE DOOR
10	2150	400	600	53-EEK214060SD	EXTENCLKIT 2150X400X600 SINGLE DOOR
11	2000	1200	1000	53-EEK201210DD	EXTENCL KIT 2000XU00X100 DOUBLE DOOR
12	2000	1200	800	53-EEK20U80DD	EXT ENCL KIT 2000X1200X800 DOUBLE DOOR
13	2000	1200	600	53-EEK201260DD	EXT ENCL KIT 2000X1200X600 DOUBLE DOOR
14	2000	1000	1000	53-EEK201010SD	EXT ENCL KIT 2000X1000X1000 SINGLE DOOR
15	2000	1000	800	53-EEK201080SD	EXT ENCL KIT 2000X1000X800SINGLE DOOR
16	2000	1000	600	53-EEK201060SD	EXT ENCL KIT 2000X1000X600 SINGLE DOOR
17	2000	800	800	53-EEK208080SD	EXT ENCL KIT 2000X800X800 SINGLE DOOR
18	2000	800	600	53-EEK208060SD	EXT ENCL KTI 2000X800X600 SINGLE DOOR
19	2000	600	600	53-EEK206060SD	EXT ENCL KIT 2000X600X600 SINGLE DOOR
20	2000	400	600	53-EEK204060SD	EXT ENCL KIT 2000X400X600 SINGLE DOOR



## 2. Channel Kit


	W	D	Ordering Code	Item Description
1	1200	1000	53-EECK1210	EXT ENCL CHANNEL KIT 1200x1000
2	1200	800	53-EECK1280	EXT ENCL CHANNEL KIT 1200x800
3	1200	600	53-EECK1260	EXT ENCL CHANNEL KIT 1200x600
4	1000	1000	53-EECK1010	EXT ENCL CHANNEL KIT 1000x1000
5	1000	800	53-EECK1080	EXT ENCL CHANNEL KIT 1000x800
6	800	600	53-EECK1060	EXT ENCL CHANNEL KIT 1000x600
7	800	800	53-EECK8080	EXT ENCL CHANNEL KIT 800x800
8	800	600	53-EECK8060	EXT ENCL CHANNEL KIT 800x600
9	1000	800	53-EECK6060	EXT ENCL CHANNEL KIT 600x600
10	600	600	53-EECK4060	EXT ENCL CHANNEL KIT 400x600



# Extendable Enclosure Parts

## 3. Mounting Plate

	H	W	Ordering Code	Item Description
1	2150	1200	53-EE2112MPA	EXT ENCL MTG PLT ORANGE 2150X1200
2	2150	1000	53-EE2110MPA	EXT ENCL MTG PLT ORANGE 2150X1000
3	2150	800	53-EE2180MPA	EXT ENCL MTG PLT ORANGE 2150X800
4	2150	600	53-EE2160MPA	EXT ENCL MTG PLT ORANGE 2150X600
5	2000	1200	53-EE2012MPA	EXT ENCL MTG PLT ORANGE 2000X1200
6	2000	1000	53-EE2010MPA	EXT ENCL MTG PLT ORANGE 2000X1000
7	2000	800	53-EE2080MPA	EXT ENCL MTG PLT ORANGE 2000X800
8	2000	600	53-EE2060MPA	EXT ENCL MTG PLT ORANGE 2000X600
9	2150	1200	53-EEMPGI2012	EXT ENCL GI MNTG PLATE 2000X1200
10	2150	1000	53-EEMPGI2010	EXT ENCL GI MNTG PLATE 2000X1000
11	2150	800	53-EEMPGI2080	EXT ENCL GI MNTG PLATE 2000X800
12	2150	600	53-EEMPGI2060	EXT ENCL GI MNTG PLATE 2000X600
13	2000	1200	53-EEMPGI2012	EXT ENCL GI MNTG PLATE 2000X1200
14	2000	1000	53-EEMPGI2010	EXT ENCL GI MNTG PLATE 2000X1000
15	2000	800	53-EEMPGI2080	EXT ENCL GI MNTG PLATE 2000X800
16	2000	600	53-EEMPGI2060	EXT ENCL GI MNTG PLATE 2000X600



## 4. Side Covers

	H	D	Ordering Code	Item Description
1	2150	1000	53-EESCK2110	EXT ENCL SIDE CVR KIT 2150X1000
2	2150	800	53-EESCK2180	EXT ENCL SIDE CVR KIT 2150X800
3	2150	600	53-EESCK2160	EXT ENCL SIDE CVR KIT 2150X600
4	2000	1000	53-EESCK2010	EXT ENCL SIDE CVR KIT 2000X1000
5	2000	800	53-EESCK2080	EXT ENCL SIDE CVR KIT 2000X800
6	2000	600	53-EESCK2060	EXT ENCL SIDE CVR KIT 2000X600



# Free Maintenance Service at Home for alfanar Products

Switches, Sockets, Distribution Boards, & Circuit Breakers



Our customer satisfaction rate was 94.4%  
on services delivered by our Technical Support team.

Customer Service  
**800-124-1333**

Scan the QR code  
to learn more about our  
free maintenance service



## Notes

A series of horizontal dashed lines for writing notes.



Scan the QR to download the catalogue

157290\_Jan.2023