

Steel, Aluminum, and Stainless Steel Pipe Nipples

NEC/CEC — Suitable for ordinary or hazardous locations:
Class I, Division 1 and 2 locations per NEC Article 501.10

Applications

- For use in Rigid and IMC conduit raceways
- Converts female NPT threaded openings to Male NPT thread.
- Joins two conduit bodies or enclosures together
- For indoor or outdoor use

Material/Finish

- Steel per ASTM A53, A733, A210, and UL6, Zinc Plated
- Aluminum alloy 6063-T1 or T6, per ASTM B241 and UL6, Natural Finish
- Stainless Steel grade 304 per ASTM A733, A312, and UL6, Natural Finish

NEC/CEC Certifications and Compliances

- UL Standard: 514B
- CSA Standard: C22.2 No. 45.1 and No. 45.2
- NEMA FB-1



APN125

Trade Size (Inches)	Dimensions in Millimeters (Inches)				Packaging Quantity	Catalog Number		
	Overall Length	Threaded Length	Wall Thickness			Steel	Aluminum	Stainless Steel
1/2	50.8 (2.00)	19.8 (0.78)	2.8 (.109)		10	GSN50	APN50	SSN50
3/4	50.8 (2.00)	20.1 (0.79)	2.9 (.113)		10	GSN75	APN75	SSN75
1	55.4 (2.18)	24.9 (0.98)	3.4 (.133)		25	GSN100	APN100	SSN100
1-1/4	57.2 (2.25)	25.4 (1.00)	3.6 (.140)		25	GSN125	APN125	SSN125
1-1/2	63.5 (2.50)	25.9 (1.02)	3.7 (.145)		25	GSN150	APN150	SSN150
2	63.5 (2.50)	26.7 (1.05)	3.9 (.154)		25	GSN200	APN200	SSN200

Note: Must be ordered in increments of the case packaging quantity.

Threaded Enlargers and Nipples

For RMC and IMC

NEC/CEC:
Listed for Ordinary Locations

Applications

- Male enlargers:
 - Used to adapt an outlet hole to the next larger size of conduit.
- Offset nipples:
 - Provides box to box connection of knockouts
 - Allows misaligned knockout connection by rolling the offset nipple until aligned with each knockout
- Bushed nipples:
 - Used through knockout to connect box to conduit coupling
 - Used with a locknut to connect two boxes side by side or back to back
 - Used with a locknut to connect fixture housings and continuous runs

Material/Finish


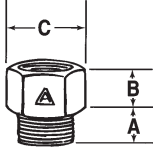

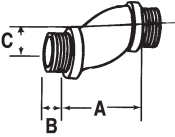
- Male enlargers: turned steel
- Offset nipples: malleable iron/zinc plated
- Bushed nipples: malleable iron/zinc plated

NEC/CEC Certifications and Compliances

- All Models:
 - UL Standard: 514B
 - CSA Standard: C22.2 No. 18.3
 - NEMA: FB-1
- OFN Models only:
 - UL Listed: E-11853
 - CSA Certified: 065178

APPLETON™ OZ/GEDNEY™

COMMERCIAL AND INDUSTRIAL FITTINGS: RIGID AND IMC CONDUIT FITTINGS

	Trade Size (Inches)	Dimensions in Millimeters (Inches)			Weight per 100 kg (lb)	Appleton™ Catalog Number	
		A	B	C			
Male Enlargers — Turned Steel ①②							
	3/4F x 1/2M	14.2 (0.56)	19.8 (0.78)	35.1 (1.38)	7.3 (16.00)	ME50-75	
	1F x 3/4M	12.7 (0.50)	23.9 (0.94)	44.5 (1.75)	11.8 (26.00)	ME75-100	
	1-1/4F x 1M	14.2 (0.56)	26.9 (1.06)	57.2 (2.25)	21.3 (47.00)	ME100-125	
Offset Nipples — Malleable Iron/Zinc Plated							
	1/2	41.4 (1.63)	11.2 (0.44)	19.1 (0.75)	10.4 (23.00)	OFN-50	
	3/4	41.4 (1.63)	11.2 (0.44)	19.1 (0.75)	14.1 (31.00)	OFN-75	
	1	41.4 (1.63)	12.7 (0.50)	19.1 (0.75)	20.0 (44.00)	OFN-100	
	1-1/4	41.4 (1.63)	14.2 (0.56)	19.1 (0.75)	27.2 (60.00)	OFN-125	
	1-1/2	41.4 (1.63)	16.0 (0.63)	19.1 (0.75)	37.2 (82.00)	OFN-150	
	2	41.4 (1.63)	19.1 (0.75)	19.1 (0.75)	50.8 (112.00)	OFN-200	

① Not CSA Certified.
② Not UL Listed.

Threaded Enlargers and Nipples For RMC and IMC

NEC/CEC:
Listed for Ordinary Locations

Trade Size (Inches)	Dimensions in Millimeters (Inches)								Appleton™ Catalog Number	O-Z/Gedney™ Catalog Number
	A	B	C	D	E	F Ref.	G	H		
Bushed Nipples — Insulated — Ductile Iron/Zinc Plated										
1/2	25.4 (1.00)	15.1 (0.59)	4.0 (0.16)	15.9 (0.63)	1/2 to 14	29.4 (1.16)	17.5 (0.69)	14.7 (0.58)	CN-50I	7-50T
3/4	31.8 (1.25)	20.6 (0.81)	4.8 (0.19)	19.8 (0.78)	3/4 to 14	36.5 (1.44)	21.4 (0.84)	19.8 (0.78)	CN-75I	7-75T
1	36.5 (1.44)	26.2 (1.03)	5.6 (0.22)	22.2 (0.88)	1 to 11-1/2	42.9 (1.69)	24.2 (0.95)	24.6 (0.97)	CN-100I	7-100T
1-1/4	46.0 (1.81)	32.5 (1.28)	6.4 (0.25)	27.8 (1.09)	1-1/4 to 11-1/2	53.2 (2.09)	30.6 (1.20)	33.3 (1.31)	CN-125I	7-125T
1-1/2	53.2 (2.09)	38.9 (1.53)	7.1 (0.28)	28.6 (1.13)	1-1/2 to 11-1/2	61.1 (2.40)	31.0 (1.22)	38.5 (1.52)	CN-150I	7-150T
2	65.1 (2.56)	50.0 (1.97)	7.9 (0.31)	34.9 (1.38)	2 to 11-1/2	74.6 (2.94)	37.7 (1.48)	50.4 (1.98)	CN-200I	7-200T
2-1/2	78.6 (3.09)	61.9 (2.44)	8.7 (0.34)	38.1 (1.50)	2-1/2 to 8	90.5 (3.56)	39.7 (1.56)	61.1 (2.41)	CN-250I	7-250T
3	98.4 (3.88)	77.8 (3.06)	9.5 (0.38)	39.7 (1.56)	3 to 8	113.5 (4.47)	41.3 (1.63)	76.2 (3.00)	CN-300I	7-300T
3-1/2	111.1 (4.38)	90.5 (3.56)	9.5 (0.38)	41.3 (1.63)	3-1/2 to 8	128.6 (5.06)	42.9 (1.69)	88.5 (3.48)	CN-350I	7-350T
4	127.0 (5.00)	98.4 (3.88)	10.3 (0.41)	41.3 (1.63)	4 to 8	131.8 (5.19)	42.9 (1.69)	88.5 (3.48)	CN-400I	7-400T
5	149.2 (5.88)	123.8 (4.88)	11.9 (0.48)	43.7 (1.72)	5 to 8	161.9 (6.38)	45.2 (1.78)	125.8 (4.95)	CN-500I	7-500T
6	181.0 (7.13)	149.2 (5.88)	12.7 (0.50)	52.4 (2.06)	6 to 8	196.1 (7.72)	54.0 (2.13)	151.2 (5.95)	CN-600I	7-600T



Bushed Nipples — Ductile Iron/Zinc Plated										
3/8	19.1 (0.75)	11.1 (0.44)	3.2 (0.13)	15.1 (0.59)	3/8 to 18	22.2 (0.88)	—	—	CN-38	7-38
1/2	25.4 (1.00)	15.1 (0.59)	4.0 (0.16)	15.9 (0.63)	1/2 to 14	29.4 (1.16)	17.5 (0.69)	14.7 (0.58)	CN-50	7-50
3/4	31.8 (1.25)	20.6 (0.81)	4.8 (0.19)	19.8 (0.78)	3/4 to 14	36.5 (1.44)	21.4 (0.84)	19.8 (0.78)	CN-75	7-75
1	36.5 (1.44)	26.2 (1.03)	5.6 (0.22)	22.2 (0.88)	1 to 11-1/2	42.9 (1.69)	24.2 (0.95)	24.6 (0.97)	CN-100	7-100
1-1/4	46.0 (1.81)	32.5 (1.28)	6.4 (0.25)	27.8 (1.09)	1-1/4 to 11-1/2	53.2 (2.09)	30.6 (1.20)	33.3 (1.31)	CN-125	7-125
1-1/2	53.2 (2.09)	38.9 (1.53)	7.1 (0.28)	28.6 (1.13)	1-1/2 to 11-1/2	61.1 (2.40)	31.0 (1.22)	38.5 (1.52)	CN-150	7-150
2	65.1 (2.56)	50 (1.97)	7.9 (0.31)	34.9 (1.38)	2 to 11-1/2	74.6 (2.94)	37.7 (1.48)	50.4 (1.98)	CN-200	7-200
2-1/2	78.6 (3.09)	61.9 (2.44)	8.7 (0.34)	38.1 (1.50)	2-1/2 to 8	90.5 (3.56)	39.7 (1.56)	61.1 (2.41)	CN-250	7-250
3	98.4 (3.88)	77.8 (3.06)	9.5 (0.38)	39.7 (1.56)	3 to 8	113.5 (4.47)	41.3 (1.63)	76.2 (3.00)	CN-300	7-300
3-1/2	111.1 (4.38)	90.5 (3.56)	9.5 (0.38)	41.3 (1.63)	3-1/2 to 8	128.6 (5.06)	42.9 (1.69)	88.5 (3.48)	CN-350	7-350
4	127.0 (5.00)	98.4 (3.88)	10.3 (0.41)	41.3 (1.63)	4 to 8	131.8 (5.19)	42.9 (1.69)	88.5 (3.48)	CN-400	7-400
5	149.2 (5.88)	123.8 (4.88)	11.9 (0.48)	43.7 (1.72)	5 to 8	161.9 (6.38)	45.2 (1.78)	125.8 (4.95)	CN-500	7-500
6	181.0 (7.13)	149.2 (5.88)	12.7 (0.50)	52.4 (2.06)	6 to 8	196.1 (7.72)	54.0 (2.13)	151.2 (5.95)	CN-600	7-600



Illustrated Dimensions

